



See What's Coming
Down the.....

PIPELINE

NEWSLETTER

August 2017

Volume: XVII Issue: XIX

Visit Us at : PVCOA.com

President's Corner

Another month has come and gone!

As we get closer to the end of the season, a few reminders for all of our owners. Our official season is April 1 thru October 31 of each year. If you rent your lot(s) they can only be rented during this time period.

Owners may use their lot at any time during the year.

When you leave the campground for more than 48 hours, you must turn the water off at your main valve. If you are leaving for the rest of the season, you must winterize your RV, Park Model or Cabin. This will help to prevent waterline breakage from the extreme cold weather. This will reduce the cost of repairs for the Board as well as the individual owner and will also save on the wear and tear of our wells and chemicals used to keep our water flowing and safe.

New speed limit signs have been posted throughout the campground - the Speed Limit is still 10 mph, please be mindful of the speed limit.

There are several activities that have been planned for all of us to take part in and to enjoy. Please check for these listings on the bulletin boards and in the Pipeline, as well as our website (pvcoa.com), that is provided for all owners.

Thank you to everyone who was impacted by our recent waterline and valve work that had to be done in various locations throughout the campground. This was necessary work that had to be completed and I know that

it caused a disruption to your normal routine. I appreciate each of you working with us in order to make the necessary repairs. The road repairs have been completed and should stay in good condition for some time. Again, thanks for working with us while this project was in progress.

Have a great August and remember that eye protection is highly recommended for everyone who is observing the Solar Eclipse this month.

Bill Maxwell



ARCHITECTURAL & SITE IMPROVEMENT

Nine permits have been issued so far in July through July 19, 2017. Work delays caused by rain have continued to be a problem. It is important that any lot owner who has obtained a permit who has not returned the permit to a Committee member upon completion of the work, please do so. Any lot owner planning on building a new cabin this year needs to submit their request by September 1st in order to complete the basic structure by the end of October. See Article X, Section 26 of our Covenants.

Jerry Murchison, Director



GROUNDS COMMITTEE

Right now we are continuing the process of removing dangerous trees. 10 MPH reflective speed limit signs have been placed around the park as reminders that **our speed limit is 10 MILES PER HOUR!** Other than that all is quiet on the grounds!

Darrell Williams



WATER & SEWER COMMITTEE

Happy Trail Water Is Not Pipe Leak!

We are happy to report the water seeping across Happy Trail is not a water pipe or valve leak, American Water has determined after digging around the area of the suspect pipe on Lot 149.

The Water and Sewer Committee appreciates the reports from residents who thought it was a plumbing leak.

American Water who visited the site once before digging says it appears to be spring water due to a rising water table from the recent rainy spells. No further corrective action will be taken at this time. (This is not “fake news.”)

Rod Gibson, Committee Member



FROM THE SECRETARY

August Directory Update

Welcome to the Directory Update!! Let's pull out those directories and make these changes to keep your directory up-to-the-minute!!!

The new owners of lot 276 are Mike and Nina Dodson, of 3500 Windfield Terrace, Monroe, GA. Mike's cell is 770-633-6189 and Nina's is 770-827-6363. Nina's email is ninadodson@windstream.net.

Sharon and Bill Moore, lot 290, have a landline number of 706 865-6424. Sharon's cell is 239 565-3108.

The new owner of lot 123 is Frederick J. McCoy of 156 Holiday Lane, Auburndale, FL 33823-2008. His cell is 863 289-1094 and his email address is fredjmccoy@gmail.com.

The new owner of lot 127 is Marlene A. Barton of 152 Ashwood Way, Winder, GA 30680-3533. Her phone number is 540 309-8502.

The new owners of lot 35 are Alvin B. and Ronile L. Sorkin of 114 Emerald Downs Drive, Murphy, NC 28906 with an email address of al@sorkin.com.

Jerry Hilderbrand's home and preferred phone number is 843 553-7818.

2017 Election

Thank you to everyone who attended the Meet and Greet for the candidates on July 8. I'm sure it was very informative. I apologize that a family event precluded my attending. Thank you to Sandy Schulze who did an outstanding job as the moderator.

Voting Time

It's Election Time! By now you have received your ballot for the 2017 Election of the 2018 Board of Directors. It was sent by USPS to the address you chose for your “Seasonal Address” when you sent in your maintenance fee. If you did not check the box, do not have a PVC mailbox, or you did not send in the form, your seasonal address is the same as your winter address. For this election, one ballot and one return envelope was sent for each lot you own. Please be sure to have your lot number and signature on each ballot. If you have more than one lot, please make sure to show which vote goes for which lot. Each lot can only have one vote.

Then head on down to the mailboxes and put your ballot into an outgoing mail slot and you're done! If you're outside the park, any ol' USPS mailbox will bring it right here!! It needs to be delivered by September 1 for us to count it, so mail it right away! If you'd rather hand it in yourself, come up to the pavilion on Sept. 2, from 9 a.m. -10 a.m. and you can place your ballot in the ballot box yourself!!

Thank you for voting!!

Beth Wolfe



FINANCE:

The "Dog Days" of summer are upon us! It is difficult to believe school is beginning a new season. It seems as if just a few days ago we had congratulated a new set of graduates.

It is pleasing to see our park being well-visited, and to especially see the young ones enjoying our great out of doors! Memories are being made all around us as another summer inches toward fall. Please be sure to remember we are poised for the solar eclipse! It should be an amazing sight for young and old.

Finances can be boring, so let me just say the board members in charge of the various areas, as well as our never-tiring President, are seeing to every need for repair and/or correction in the park. Please do remember these are volunteer positions and those volunteers work tirelessly. Thanks to great stewardship our financial situation is very stable, with good reserve levels and plenty of operating funds. No special assessments for this park!

On a more somber note...speed continues to be an issue that needs to be addressed by us all. Those living on the main road should not be subject to the speed of inconsiderate others! Please put your mind on your speedometer rather than your planned list for the day! (at least till you exit the park).

Just a reminder, please let me know who needs a "sunshine" card from us. Additionally, if you know a new owner who has not been welcomed, please either contact Alide Matthews or Terri Darias directly, or ask the new owner to do so. We do not mail the welcome packets.

Please continue to have a safe and happy summer!

Becca Roby, Treasurer



ACTIVITIES COMMITTEE:

I offer my sincere apology for the offensive movie presented for the July movie night. Neither Terri nor I were aware of its content. We will coordinate future selections and themes together to uphold the high moral standards of our park and to provide suitable entertainment. Our next movie will be one of Mr. Peavey's favorites. Details to follow.

We enjoyed the golf cart parade and the Fourth of July cookout the next day. We were glad that the rain held off until almost after the meal. I thank everyone who helped

with everything from planning to cooking to cleanup. Your help made it a success and I appreciate it.

My committee and I are reorganizing the pantry where the serving utensils are stored and we will be holding a Kitchen Shower on Sunday, August 13th at 2 p.m. Please come for coffee and desserts. We can really use serving platters. Please bring an unbreakable item to donate; we cannot use any appliances.

On Monday, August 14th at 7 a.m., there will be coffee and pastries at the pavilion before the bus leaves at 8a.m. for the Cherokee Casino trip. Please sign up at the pavilion breezeway; we still need to make up the thirty-five people required for this event. Getting there is part of the fun with games planned. See Sandy Schulze or Kathy Gibson for reservations.

I have enjoyed working with so many of you in our little community and appreciate the advice and support that Sandy Schulze has provided in helping me as the new Activity Director. Many thanks to you all.

Alide Matthews, Activities

Join us for this month's movie night...

FEATURING:

★ **MOVIE NIGHT** ★
Admit One

I'D CLIMB THE HIGHEST MOUNTAIN

FEATURING Susan Hayward and William Lundigan with Rory Calhoun, Barbara Bates, Gene Lockhart, Alexander Knox and Lynn Bari.

August 12th, 7:30 p.m. at the Pavilion	Bring a 50's hat or old gloves or both. The MOVIE was filmed in 1951!	Rated G
--	--	--

A Total Solar Eclipse is Coming to the United States!

Mark your calendars for a once-in-a-lifetime opportunity. On August 21, 2017, the moon will pass between the earth and the sun for the first coast-to-coast total solar eclipse since 1918. From Oregon to South Carolina, millions of Americans in 12 states will be able to watch this solar spectacle that will turn day to night for a couple of minutes, depending on where you are.

A key factor in getting a good view of the eclipse is the weather. The western part of the U.S. always has the best chance for clear skies, but hopefully you'll get lucky wherever you are. It would be a good idea to keep an eye on the forecast in the week before the eclipse and be flexible in your location in case weather forces you to move. Experts advise picking an area with a good highway system so you can get around quickly if needed.

On August 21 this year, people across America will see the sun disappear behind the moon, turning the sky dark, making the temperature drop and animals fall silent.

What is a total solar eclipse?

A 'total solar eclipse' is where the moon appears to completely cover the Sun in the sky – and the sky actually turns dark. In a total solar eclipse, the sky turns dark, it gets colder, and sometimes features from the sun are visible flaring out around the moon.

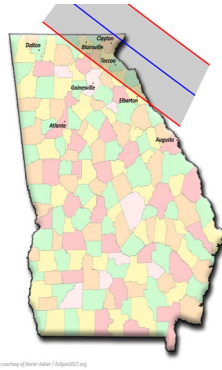
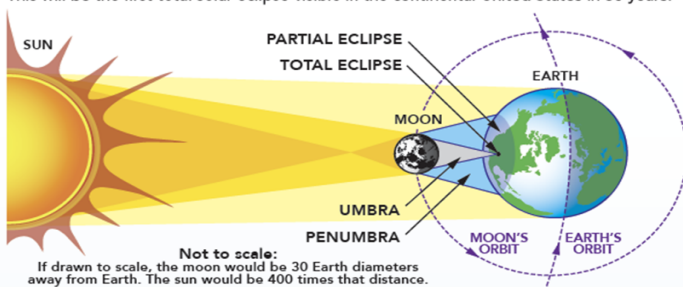
What else can happen?

The darkening sky triggers nighttime behavior (aka going quiet and/or sleeping) in birds. Meanwhile, nocturnal animals such as bats and owls will wake up, although frankly you'll be very lucky if you notice this.

Below are maps of the path through Georgia and a description of the Total Solar Eclipse:

TOTAL SOLAR ECLIPSE: Monday • August 21, 2017

This will be the first total solar eclipse visible in the continental United States in 38 years.



This map shows the path in which the eclipse will take through Georgia. We are in a prime spot to view this special occasion.

PLEASE, DO NOT VIEW THE ECLIPSE WITHOUT SPECIAL GLASSES. IT WILL CAUSE PERMANENT EYE DAMAGE.



WORK CAMPER NEWS: HI!

Well, another month gone! Thanks to all the rain we've had has helped to keep things green around here. We're still getting a lot done, such as cleaning up around the blueberry bushes, a lot of general maintenance, painting the railing to the pavilion and the bulletin boards at the bridge and mailboxes. We are getting ready to paint the bathroom/laundry room building and real estate office.

Thanks to all for the compliments! They help us feel at home. I would just like to ask if y'all could keep the lint filters in the laundry dryers clean. I have posted signs on them explaining the downsides of not doing so.

Thanks, Roger & Carole, Oh yea...Minnie, too!

P.S. Don't take your trash for a ride! It will jump off the top of you vehicle!



FROM OUR SUNSHINE LADY:

GET WELL WISHES GO OUT TO:

Rod Gibson
Mo Richards
George McDaniel
Janice Camp

Rosie Gass
Diane Murchison
Bruce August

**The greatest healing therapy is friendship and love
-Hubert Humphrey**



Sympathy cards were sent out to the following people for the loss of their loved ones:

Jo Roskosh and Family
Lynn Renee Harris and Family



Sympathies go out as well for the loss of their pets to:

Sue and Rory Riff

*Gone, but not forgotten
We're sharing your sorrow*



10 Free Things to Do in the Northeast Georgia Mountains

Babyland General Hospital. A free tour lets you see Cabbage Patch Kids being born, but fair warning: Your kids will probably want to adopt one!

Chattahoochee Forest National Fish Hatchery. See rainbow trout as they develop. Take a pole and fish in Rock Creek (with Georgia license and trout stamp). Monday through Friday - call ahead.

Chattahoochee-Oconee National Forest-CNF. The district, in the north-central section of Georgia, has waterfalls, trails and lakes for fishing and swimming, and the highest point in Georgia - Brasstown Bald. Many of the day-use areas are free, others have a small fee.

Geocaching at North Georgia Canopy Tours. Bring your GPS and search for clues and learn about North Georgia history, species of trees and animals. Geocaching is free and open all year.

Georgia Guidestones. These four 19-foot-tall granite pillars, erected in 1979, are a curiosity worth exploring.

The Gourd Place. More than 200 gourds from 23 countries. See everything from contemporary works to early-American reproductions to gourds from around the world.

Mountain Fresh Creamery & Glo-Crest Dairy.

Watch your milk being bottled while you shop for minimally processed dairy products, including milk, cheese and butter.

Old Santee Store & Museum. See artifacts from a country store founded in 1872, then buy fresh-baked bread or farmers cheese.

Stovall Mill Covered Bridge. Picnic within view of Georgia's shortest clear span covered bridge, built in 1895.

Walking Tour of Our Solar System. This 1.8-mile scale model walking tour of the solar system begins at the sun on the southeast corner of the Gainesville downtown square.




For you Hikers, Bikers and the more adventurous...

Gaze Through the Eyes of a Dragon on this North Georgia Road Trip

Are you looking for one of the most scenic drives in North Georgia? Recently, in the North Georgia mountains, they have discovered the head of a dragon that has laid in the Southern Appalachian Mountains for millions of years.

During this process, they uncovered 77 miles, 715 curves, two loops, six gaps and endless views that stretch over our mountains. This fall is the perfect opportunity to travel **Dragon Eyes**. What makes it so special is it fits the needs of everyone. Whether you're looking for a hike in the mountains or overlooks to view the autumn colors or just a thrilling ride, this road trip is sure to fire you up for fall.



There are several different points you can begin Dragon Eyes, but we'll start our journey at the center. **Sunrise Grocery** is a quaint little store right at the center of the two loops. During the fall season,

they have local apples, fried pies, ciders, jams and jellies, hand-made pottery, and world-famous boiled peanuts that would be perfect to take along for the ride.

During October, pop in and tell them you're doing Dragon Eyes, and get a free apple for everyone on board. Pick up your Dragon Eyes merchandise and stickers here.

From Sunrise Grocery, head north for a half-mile on 19/129 and turn right on 180; this is known as **Jack's Gap**. This drive starts out in the Choestoe Valley, which means "Land of the Dancing Rabbit" in Cherokee.

State Road 75 takes you over what is known as **Unicoi Gap** and twists and turns to an elevation of 2,949 feet. This is a great area to take in the colorful leaves and, if weather permits, roll down the window to let in the fresh mountain air.



This is also a good spot to get in some hiking as the **Appalachian Trail** passes right through Unicoi Gap. For hikers seeking a challenge,

you can begin your journey right off the road at the trailhead and hike to the **Rocky Mountain summit**. Slightly over 5 miles, this hike is one of the more strenuous in Georgia and gains an elevation of over 1,000 feet, but it will be worth every step once you reach the top and take in the view. If you're not looking for something quite so difficult, you could just walk a bit of the trail; it is a pretty one with lots of rocks and colorful leaves. A pretty location to stop for a picnic is off of **Unicoi Gap at Andrew's Cove**. There are picnic tables and a cute little creek that flows through the area. If you enjoy camping, they also have plenty of campsites available.

As you wind down the Gap, you will come along the upper waters of the Chattahoochee River, where you could stop to fish or tube if the water is warm enough. If not, plan to take another trip in the summer!

To make your way to **Hogpen Gap**, you will need to take a right onto Alternate 75 and drive down a few miles and turn right onto Highway 348 (Richard Russell Scenic Highway). Not too far up is a great place to stop for a quick hike to **Dukes Creek Falls**. The trail is a 1.9 roundtrip hike down to the valley to view the falls.

There are several observation decks that are good places from which to take pictures.

If you have more time, there is another hike that you can take further up Richard Russell that is spectacular.

Raven Cliff not only leads to a couple of beautiful water falls with a rock cliff at the end, but the hike itself is gorgeous. This trail does require more effort and time as it is a five mile round-trip hike. The Raven Cliffs Wilderness Area is very lush and well worth a visit.

If you don't want to stray too far from the road, there are a few overlooks where you can stop to take in the view. One of the most stunning views in Georgia is right when you cross into **Blairsville** and overlook **Lordamercy Cove**. You'll definitely want to stop and take some pictures here! You can also see Brasstown Bald in the distance. If you want to go to the best place to see a sunset, this is the spot.

The hike up to the summit of **Wildcat Mountain** is less than 2 miles with a short ascent, but you won't regret it once you get there. Parking is available on the top of Richard Russell Scenic Highway. You can walk down the road a little to take the **Appalachian Trail** south up to the blue-blazed trail. It is less than a mile once you begin the blue trail to a wide open, bare rock that offers the amazing view!

Once you continue down from the top of Richard Russell Scenic Highway, you will turn the corner and come up on **Tesnatee Gap**. This is where the old Logan Turnpike Wagon Trail used to be and, back in the day, people used to travel this route via wagon over the mountain to **White County**. Can you imagine? There is a parking area here where you can hike another portion of the **Raven Cliff Wilderness** up to **Cowrock**. Take the popular white-blazed Appalachian Trail going west. The hike is a little over 2 miles, and again, is well worth the effort.




After descending the rest of Richard Russell Scenic Highway, you have finished your first loop! You'll want to turn left onto 180, go one mile and turn left onto 19/129, where

you'll pass by **Sunrise Grocery** to make your way to the second loop and over **Neel Gap**. This road has a lot to offer, and you won't be disappointed if you take the time to enjoy it all.

First up is **Vogel State Park**. This park is one of the busiest in Georgia and with good reason. It is well-known as being the most beautiful, too. The centerpiece of the park is **Lake Trahlyta** with its mountain backdrop behind it.

The park offers several hiking trails with one of those being a short hike down to an impressive waterfall. There is a wooden platform where you can stand right beside the falls. Many families come here year after year to spend their vacations either camping at one of their campsites or in one of the cabins on-site. It is also a great place to take the kids trout fishing or out on the lake in one of their paddleboats. If you don't have the time to stay overnight, there are plenty of picnic tables right beside Wolf Creek, which flows into the lake.



Helton Creek Falls is a very popular stop in Blairsville and is not too far up from Vogel on the left. You'll see a small sign for the turnoff, and the paved road quickly turns into a narrow dirt road that leads down to the parking area.

The hike is short and very family-friendly with a platform to view the second fall at the end. The trail is less than a half-mile, and you will pass one fall before reaching the other. Both falls are gorgeous, especially when we've had recent rainfall.

When you make your way up the mountain, don't pass by historical **Mountain Crossings at Neel Gap** without stopping in. They are the premier outdoor outfitter right on the Appalachian Trail (AT). It is the only place the AT passes through a man-made structure. Not only do they have outdoor gear, they also have a lot of unique AT gifts, books, maps and more. They have an overlook off the side of the store that you'll want to see.

You will love the twists and turns the rest of the way down! Many bikers and bicyclists come from far and wide to ride over this mountain. When nearing the bottom, you will have another waterfall hike opportunity with **Desoto Falls**. This slightly over 2-mile hike is an easy one that leads to two gorgeous waterfalls, one lower and one upper falls. There are also picnic tables and grills available, which makes for the perfect place to grill a burger.

Now that you have completed Neel Gap, you'll continue on your journey toward **Woody Gap**. Turn right onto Highway 19, stay on 19 for about 10 miles until you get to Stonepile Gap, where you'll make a

right onto Highway 60, which is Woody Gap. This drive offers some beautiful scenery. One highlight is at the top of Woody Gap where the Appalachian Trail crosses at an elevation of 3,160 feet.

There is an overlook here to stop and gaze on the valley below. Many hikers make the trek from **Woody Gap to Blood Mountain**, which is eight miles, but a very popular section hike. That might be a little too much for this journey, but something to remember in the future.



Once you pass the overlook, sit back and enjoy the twisting turns, scenery and the colorful leaves.

When people talk about beautiful country roads, this one has to be included as a favorite! You will enter into the cute little town of **Suches**, which is often described as "The Valley Above the Clouds" because it has some of the highest elevations in the state. Suches has a population of around 900 and is home to the smallest public school in the state of Georgia. Suches is where Woody Gap and Wolfpen Gap meet. Turn right onto 180 to make your way over the final gap. This section does not have any overlooks, but it will probably be the best area to see those gorgeous autumn leaves. There are several places of interest along the way, one being **Lake Winfield Scott**. The recreation area offers year-round camping, picnicking, boating, swimming and hiking.

There is also an access trail on the grounds that will take you up to the summit of **Blood Mountain**. Hiking Blood should be one hike that is put on the to-do list. The views from the top are amazing, not to mention the trail itself is pretty spectacular, too. It is usually filled with blooming rhododendron in the late spring.

The prettiest section of Wolfpen is the **Sosebee Cove** area. You will drive through a canopy-filled forest that will make you wonder if you're in a rainforest. It is filled with century-old trees and is known for having a lot of wildflowers. There is a pull-off where you can descend into the cove and take a loop trail to gaze at all the color.

When you leave Sosebee Cove, make your way down by tight curves to the bottom of 180. You will be coming out right beside **Vogel State Park** where you began the loop.

This might take you a couple of days to really take in, possibly even a few trips if you want to partake in all the activities, but it will give you the opportunity to have an amazing fall experience that only the North Georgia mountains can offer. Whether it is from the highest point in the state or a winding road in the valley, this road trip will be one that you'll definitely remember! So, this fall escape to the mountains and gaze through the eyes of a dragon.



(by **Souled in Appalachia**)

To view more information on the above items visit:
<http://www.exploregeorgia.org/article/10-free-things-to-do-in-the-northeast-georgia-mountains>



**BE INFORMED...
REGISTER ON PVCOA.COM.
GO TO "RESIDENT LOG IN"
TO GET THE "PIPELINE"
IN LIVING COLOR, RECEIVE
WATER & EMERGENCY
NOTICES, GOVERNING DOCS
CALENDAR OF EVENTS, THE PARK'S
FINANCIALS, MEETING MINUTES
PICTURES & SO MUCH MORE!**



RECIPE OF THE MONTH:

10 Common Food Stains and How To Clean Them Quick

Spilling red wine on a new pair of jeans, dribbling ketchup on an upholstered kitchen chair and finding grease everywhere but on your apron can turn even the most laid-back cooking session into a total bummer. And even though a messy kitchen might be a sign of happiness—and a tasty meal—it doesn't mean food stains are any less of a pain. You still have to get rid of them. For a stress-free cleanup that'll salvage your home, clothes and sanity, and using a few products you might already have around, try these quick and easy tips to remove stains effortlessly.

For quick cleanup, keep the following household items handy:

- White vinegar
- Club soda
- Baking soda, cornstarch, salt
- Prewash stain remover, stain removal gel
- Dish detergent, laundry detergent
- Hydrogen peroxide
- Acetone (nail polish remover)

Red Wine - Unlike its white counterpart, red wine creates a tough stain to clean. For shirts or linens, soak up any excess wine by dabbing it gently with a clean cloth. Then cover a bowl with the stained fabric, making sure it's pulled tight. Cover the stain in salt and slowly pour boiling water over the entire stain area. Wash the clothing or linen in the hottest setting your washing machine offers.

Tomato Sauce- It's hard to pass up tomato sauce—a versatile staple for any great pasta dish—but tomato-based stains are some of the most challenging to get rid of. To clean a tomato sauce stain on your clothing, scrape away any solid remains and blot wet sauce with a cloth. Soak the stain in cold water for 5 minutes and, with a spare toothbrush, scrub it gently with laundry detergent. Use hot water to wash the garment, then air dry.

Removing tomato sauce from the carpet requires a different technique. First, combine dish detergent with water. Using a towel, start on the outer edges of the stain, then soak with the solution moving toward the middle. Finally, dab the remains with water and blot dry.

Pizza Grease - Chances are you can remove stains from pizza grease using items that are already in your kitchen cupboard. As soon as the stain occurs, use a generous amount of baking soda or cornstarch to cover and absorb the stain. Let the powder sit for 2 to 3 minutes, then discard. Then place a small drop of dish soap on the affected area and gently dab with a wet paper towel. Repeat until the grease stain is no longer visible. Pizza night is saved!

Berries - Nothing beats white vinegar when it comes to removing leftover berry juice or residue, regardless of where it's lingering. Got it on your clothing? Turn the garment inside out and carefully pour boiling water over the stain. Make sure that the fabric is pulled taut, so that every part of the stain gets treated. Once it has dried for a few hours, soak the stain in vinegar. Vinegar helps because it's a weak acid. This makes it safe to counteract even the most difficult berry stains. Rinse the fabric and allow it to dry.

Coffee - We've all been there. It's a busy morning and you spill delicious cold-brewed coffee, or the hot kind, on your favorite shirt. Fortunately, two common beverages can help. To treat stained cloth, use club soda to soak the area. Then blot with a clean rag until the stain is gone.

Similarly, if your cup o' joe has made its way onto your carpet, blot it up with cloth or paper towel, then pour a small amount of beer on top and blot again lightly. Rinse with clean water and blot again to get rid of the beer residue. So long, coffee stains!

Peanut Butter - The protein-packed snack is found in some of our dessert recipes, but removing leftover peanut butter residue can be tough. When the stain is on your clothing, remove any excess and treat it with a pre-wash stain remover. Then, wash the stained shirt or pants using the hottest water setting possible.

If the peanut butter stain is on your carpet, you'll need to get a stain remover solution like acetone (that's right: nail polish remover!). Use an eye dropper to apply a tiny bit of acetone and blot immediately. This is a test to make sure it won't hurt the rug. If it's all good, sponge the stain with a cloth dipped in the solvent and blot until the majority of the peanut butter is absorbed. Rinse with water and pat dry.

Ketchup - Getting ketchup out of the bottle is hard.

One shake too many and you're left with a mess.

Remove it from clothes and furniture fast by scraping the stain with a butter knife. Soak the stain in cold water, and coat it in liquid laundry detergent. Next, use a sponge to apply hydrogen peroxide to the area and watch the stain disappear completely.

Salad Dressing - Though the salad dressings like homemade vinaigrette pair well fresh greens, their oil-based composition is the reason for pesky stains that won't seem to budge. Apply a stain-remover gel to treat stained cloth. Rinse the treated area with hot water, and rub liquid detergent into the stain. Let the fabric sit for roughly 5 minutes, then send the material through the washing machine's hottest setting.

Chocolate - Clean any remaining chunks of chocolate with a spoon, but don't peel or scrape it—doing so will leave you with even more of a mess. Once the chocolate is removed, use cold water to rinse the stain. Then rub liquid laundry detergent or liquid dish soap into the area. Allow the fabric to sit for a moment or two, then soak it in cold water for 15 minutes. Loosen up the stain by rubbing it with your finger every 5 minutes, and rinse until the stain is no longer there.

Butter - We all know the key ingredient in almost every comfort food recipe is butter (and lots of it). Luckily, lifting a stain left from butter is simple. Use liquid dish washing soap to clean up the stain and rinse it well. Then use a dab of stain remover and wash the fabric in hot water. Just be sure that the stain is completely gone before you dry it. If not, the butter may set in permanently!

For a busy cook, food stains may be inevitable - but they're not impossible to remove. Thanks to these genius tips, the next time you encounter a food stain, you'll spend less time worrying *and* less time cleaning. That's definitely a win-win in our book.

Last but not least, a refreshing beverage for these Dog Days:

Blueberry Lemonade

Ingredients:



4 1/2 cups water

1 cup fresh-squeezed lemon juice (5-6 lemons)

1/2 C sugar (or an appropriate amount of your favorite alternative)

1 1/2 cups blueberry puree (recipe below)

1 pint (2 cups fresh blueberries)

1/2 cup water


(I add 1/2 tsp of vanilla) A MUST IN MY BOOK!

Instructions

1. First, to make the blueberry puree, rinse the berries and put them in a saucepan with the water. Bring to a boil, then lower the heat, cover, and cook, stirring often, for 3 minutes or until softened and deep purple. Puree the mixture in a blender until completely smooth. Put in the refrigerator to chill.
2. To make the lemonade, put the water and lemon juice into a pitcher, add the sugar, and stir to dissolve. Add most of the blueberry puree (you may not want to use all the puree, taste and adjust the amount to your liking.) Mix well and chill until ready to serve. Add a sprig of fresh mint to top it off!!



On the following pages, I have put together a list of reminders. I know these have been posted in past issues but it's been decided to include them every month for you and new members to refer to. So please, post them on your refrigerator for future reference.



Sally Jones Day

Sally Jones Day is Monday, August 25.

A resolution was passed at a members' meeting that makes each August 25th – Sally's birthday – Sally Jones Day.

In keeping with Sally's wonderful personality, on that day each PVC resident should go out of his or her way to do at least one thoughtful thing for another PVC resident. And on that day, there should be no negative remarks made about any resident.

We miss all our residents who have passed on. Sally was unique. She and her little white dog Daisy were welcome sights to all and she never had a bad thing to say about anyone.



COMMON SENSE CONSIDERATIONS & REMINDERS AND LITTLE TIDBITS OF INFORMATION:

RIGHT-OF-WAY: Motor vehicles and RVs have the RIGHT-OF-WAY over golf carts. It's much easier for a golf cart to move off the narrow roads than a larger vehicle!

PETS: Those of us who have them know only too well how special they are to us. But not everyone feels the same way, so PLEASE be considerate to all! No pets are allowed in the pool area or the pavilion. Be sure to carry plastic bags when walking your dog to clean up after them. No dog enclosures, whether temporary or permanent, are allowed to be put up in the park.

MOTORCYCLES: Are not allowed to ride around the park like a golf cart. They are only allowed egress and ingress only. Please comply with this rule.

911 EMERGENCY CALLS: When calling 911 from a cell phone, you must specify **White County**! If you don't, you could lose much needed minutes as your call will go to Lumpkin or Habersham County, and they transfer your information to White County. Be safe and remember, White County! When at the pool or pavilion, please note there is a phone outside the laundry room door for emergency use.

GARBAGE: Be aware of where you put your garbage bags! People have put them on top of their cars and driven away and forgotten them, only to have them fall off over the park roads or on Paradise Valley Road. Only household garbage is to go in the dumpsters by the front gate. All other items, except propane tanks and cans of wet paint, go in the roll off down by lot 261. All boxes need to be broken down to save space. White County accepts paper, cardboard, aluminum cans and foil, plastics with a 1 or a 2 recycle label and tin cans at their Hulsey Road Collection site.

Items have been found in the roll off that are in perfect condition. The Community Thrift Store is located on 1160 E Kytte St (Rte. 115) in Cleveland and they accept most things in good condition to which they donate some of the profits to local charities. Give them a call if you have any questions tel: 706-865-0574. And PLEASE... do not leave items outside the roll-off. Can't get your item into the roll-off? Ask for help!!

WI FI SERVICE: For those of you who do not have Internet access available at your cabin or trailer, it is available to you. Come, relax and get your emails at the Pavilion. Sign into free Internet service. The code

and password are as follows: **WI FI Network Code: Win_5d, WI FI Password: z9huuksg**

QUIET TIME: Quiet time is 11 p.m. to 8 a.m. Using motorized equipment or any loud noises is prohibited between these hours.

So "WHAT DOES THE "B" MEAN ON THE GATE? WATER CODES:

Have you noticed the numbers and letters on the gate and have no idea what these mean? There is a code system in place in the park for water and sewer issues. The explanation to this is: the number "1" represents side one in the park. This encompasses lots 1 thru 194, which are all on the entrance side of the park. The number "2" represents side two of the park. Which encompasses lots 195 thru 290, which are all the lots over the bridge affected lots are posted on the bulletin boards by the mailboxes, bridge, laundry room and breezeway. The letter "B" represents a Boil Notice for drinking water is in effect. This means, if a "B" with a number is posted on the gate, the lots affected must boil their water prior to use. Notices are posted by the mailboxes, bridge board, laundry room and the breezeway. Also, an e-Blast with information is sent out to all residents who are registered on the PVCOA.com website. If you have not registered on the website, you will NOT receive this information via your email. You can also check with a neighbor or boil your water to be safe.

CONSERVING THE PARK'S EXPENSES: Please remember to turn off the lights in the pavilion, rest rooms, laundry and to close down the umbrellas at the pool and put them in the ladies' and men's room. This will extend their life for future years. Straighten chairs in the pavilion, breezeway, pool...in other words treat the park like you would your own home, because it is! Remember the expenses incurred to repair, replace or fix these issues come from your pocket!

Georgia DNR (Department of Natural Resources) prohibits any and all changes made to the creeks and streams. Trees or vegetation cannot be removed from the side of the creek. Clearing can only be done up to the top of the bank. This means that moving rocks or natural vegetation and dumping debris of any kind into the waterways are illegal. Please be aware the county has in the past issued fines for these violations.

POOL: The outdoor shower at the pool is to be used for washing off suntan lotion and perspiration prior to entering the pool. NOT to cleanse your body....that should be done at your cabin/RV! The safety rope across the pool is a Georgia State regulation and is NOT to be played on or removed.

DONATIONS: Anyone who has been to the laundry has seen the numerous books, games and tapes that surround the walls. All these items have been generously donated by you, the members of PVC. They are there to borrow and return (in good condition, of course) afterwards for others to appreciate. Please feel free to donate the above items (providing there are in excellent condition) for others to continue to enjoy throughout the years!

WATER SHUT OFF: When leaving the Campground for more than 48 hours, it is imperative to shut your water off at the main valve in order to prevent damage to your property and to protect the overall water system in the campground.

SEPTIC: Please be very mindful of what you put into the septic system. Please, do not use bleach in your laundry or cleaning supplies. (It kills the bacteria that helps the functionality of the septic system.) It is very important that you remember not to pour grease down your drains. No sanitary products or wipes in the toilets. This has caused MAJOR problems in the past that resulted in expensive repairs which the individual lot owner will be responsible for.

Roger's directions come from a member of the board, NOT an individual owner in the park! If you have an issue or suggestion that needs attention, please contact a board member and they will handle it with the work camper.

DO NOT Let anyone through the gate that you don't know!! It's for everyone's safety!!

Board Members

The board members are volunteers that devote their time and effort to keeping PVC what it is..."the best RV park in Cleveland." Please be mindful of this when you get upset that something is not being taken care of, REMEMBER...this is YOUR park, too. It's up to ALL owners to do their part to keep this park maintained. So PLEASE, if you see something happening that isn't right, say something, in a nice way. Some people may not realize or know the rules. Take part and act, not complain.

By the way...American flags are to be burned in ceremony! Don't know how? Hang on to them, ask a

board member what procedure to follow. Perhaps they can be collected and burned in ceremony at one time!

Last but not least...BOD hours are 9 am to 5 pm Monday - Friday. Be considerate call before going to their lot! They are here to enjoy Paradise also!

Volunteers don't get paid, not because they're worthless, but because they're priceless.
~ Sherry Anderson

VOLUNTEERS NEEDED! We are ALWAYS looking for volunteers as there are always things to do around and for the park. If you wish to help and be an active part of your community, please see a board member with your contact information.

Pulling out your tools and lending a helping hand with cleaning up the common grounds will get these areas looking good early in the season!

DELIVERIES: Waiting for a package to arrive and have no idea where it will be delivered? Check the sales office - the building on the right side at the entrance (with the mailbox in front) - was the real-estate sales office. It is now where packages are delivered from UPS and FedEx. So check for your delivery periodically.



Have a suggestion, comment, an article for the Pipeline, want to share a recipe? Contact me, Susan Riff at susanriff@yahoo.com. I will put it in for consideration.



Ice, soda and water are available for sale on the honor system. Ice is \$2/bag and water and soda for a donation at the pavilion. The cash box for the ice is located to the left above the freezer. There is a cup in the refrigerator for the beverages.

Name Tags and Directories are for sale: Name Tags are \$10.00 and Directories are \$5.00. See Beth Wolfe, lot 166 or email her at pvcoa2012@yahoo.com to obtain one or both of these items.