



See What's Coming
Down the.....

PIPELINE

NEWSLETTER

October 2016

Volume: XVI Issue: XXVI

Visit Us at : PVCOA.com

President's Corner

Can you believe that another season is coming to an end, where has the time gone? It seems like we just

kicked off this current season in our beautiful campground. The wonderful color in our mountains has begun to show and the cooler temperatures that we expect in the next few weeks stirs excitement throughout our Paradise Valley Campground.


I want to take this opportunity to thank all of you for the very enjoyable season this year. Many ideas have been presented to the Board of Directors for our consideration from the owners and these suggestions have enhanced our facilities and the time that we were able to stay in our campground.

The Caretaker Program is being organized for our off-season and a schedule will be developed in the same manner as last year. This program was a huge success during the off-season last year for our campground. Once again, our season is from April 1 through October 31 of each year. Renting of our lots may take place during this time period. As always, owners are permitted to use their lot at any time during the year for recreational purposes. Please be reminded that when leaving the campground for more than 48 hours, you must turn your water off at the main valve on your lot. If leaving for the off season, please turn your water off and winterize your camper, park model or cabin to prevent water line breakage from freezing. Have safe travels and good health until you return to Paradise Valley Campground and I look forward to seeing all of you next season!

Bill Maxwell

ARCHITECTURAL COMMITTEE:

Several people have stopped by to obtain a building permit during the winter months. Let me reiterate...NO BUILDING, DECKS, PAINTING OF OUT BUILDINGS ARE PERMITTED DURING THE WINTER MONTHS. THEREFORE, NO PERMITS WILL BE IS-



SUED FROM OCTOBER THRU APRIL 1ST. The season begins in April and at that time new permits will gladly be issued. We would appreciate everyone's cooperation in this matter and please understand that covenant violations will be enforced.

Jerry Coleman

WATER & SEWER COMMITTEE:



Where did summer go? Seems like everyone was just returning to the park a few days ago and now fall is upon us.

North Georgia Environmental is scheduled to replace the two remaining lift stations on side two the week of September 19. The new systems should serve the park well for years to come. Soon I will be asking the Board for recommendations as to how to number the septic systems and lift stations throughout the park.

Water & Sewer continued...

We will also be renumbering these systems so they are more in order and easier to find. The present system skips and jumps pretty much like the lot numbering system in the park.

Just a quick word regarding the lids to our septic tanks.

Occasionally we are discovering broken lids or lids that cannot be tightened down securely with the regular screws. People step on them, lawn mowers hit them and some fail as they have been taken off and put back on many time through the years. As we find a bad lid we ask North Georgia Environmental to repair them if possible and if not repairable we ask that they be replaced. So, if you should notice a persistent odor in any area, please call and let me know. We will track down the problem and deal with it.

We had a minor issue with one of the filters in Well House One recently. A valve malfunctioned and allowed water to flow through to the flush pipe that empties beside Paradise Valley Road. A call to American Water and the problem was quickly solved. Otherwise, both water systems seem to be running as they should. Just another reminder that you should check your main cut off valve to your lot to make sure it is working freely and correctly. We have replaced several valves in the last few weeks as these valves are reaching the end of their service life, handles are breaking off and some will not close down all the way.

Best wishes to you and your family as you enjoy the remainder of the 2016 season!

Bobby Privette, Water and Sewer



GROUNDS COMMITTEE:

Well, another season is coming to a close and the leaves are beginning to fall. People are starting to try to stay ahead of the cleanup.

Please remember when cleaning your lot, do not blow leaves in the creek, green spaces, road and/or ditches. All of these actions are against the rules and subject to a fine of \$100.00. Leaves and grass clippings must be bagged and placed in front of the owners lot, not on the street or in the ditches.

For all of you die-hard swimmers...the pool is closed!



And for all you firbugs.....

There is FREE fire wood at the tractor shed, but PLEASE it's there for all to enjoy, so please be considerate!



Have a safe journey home if your leaving and hope you have a healthy and enjoyable winter and we'll see ya'll in the spring!

Darrell Williams



FROM THE SECRETARY:

Voting News...

The ballots for the proposed Covenants amendments went out last month. Thank you so much to the many owners who have already voted in the Proposed Amendments Election. The more owners who vote, the more the results will reflect the wishes of the entire campground. For those who have not yet voted, there is still time to have your voice heard. Ballots reaching Paradise Valley Campground via USPS by Thursday, Oct. 6, will be counted. The ballots may also be hand-delivered to the ballot box on Beth Wolfe's lot 166 through Thursday, Oct. 6, or brought to the pavilion on Friday, Oct. 7, between 10 a.m. and 11 a.m. The ballots will be verified and counted then and the results reported on the bulletin boards, website and at the Board of Directors' meeting on Saturday, Oct. 8, at 10 a.m. Thank you to the Covenants Election Team of Ken Killgo and Bill Maxwell who will be verifying the owners and to Linda Kendall, Bruce August, Barney Casteel, and Joan Moehring who will undertake the task of counting the ballots and checking the count. Once again, thank you to all who have taken the time to vote carefully on these important issues. Thank you also to Sandy Schulze, Ray Schulze and Clyde Camp for stuffing the envelopes for the proposed Covenants amendments.

Thank you to Rosie Gass, Sue Warth, Joan Moehring, Sharon Hildebrand, Rory Riff and Kenneth Killgo for being the Election Team for the Board of Directors election last month. They were dedicated and exacting. Thank you for your time. It was greatly appreciated!! Without so many wonderful volunteers, the Park could not run as efficiently as it does!



ACTIVITIES COMMITTEE:

As this season draws to an end, I want to thank all of you for your help and support, couldn't have done it without you. I'm looking forward to a fun-filled 2017 but we still have to close 2016 with a fun-filled October!!



&



Don't miss the Chili and Chicken Wing Cook-Off!

♦ **Saturday, October 1 @ 5pm**



Remember those old-fashioned Root Beer Floats?? You'll want to join Roger at the Pavilion for that old special treat!!

♦ **Fridays...October 7th and October 28th. Join us!!**

We appreciate those of you that remain in the off-season and keep an eye on our Paradise.

I want to give Roger and Carole a special thanks for all their help above and beyond. It's so nice to know they'll be here this winter and next season.

Remember, if you come up with some new/fun events, bring them to the Activity planning on the second Wednesday in April of 2017 at 10 a.m.

See you in the spring.



WORK CAMPER NEWS:

One more month to go. A lot of you will be headed back home or on your next adventure. I hope it will be a pleasant one like it has been here. As you leave just give us a big wave out so we can say goodbye to you. We will miss you all but it will give us something to look forward to as Carole and I will be here when you return throughout the winter and the upcoming season.

Again, Carole and I would like to thank you for the support you have given us as we continue to keep up the campground for you.

Your camp workers,
Carole and Roger
P.S. and Minnie too

Friendly Reminders



Motor vehicles and RV'S have the **RIGHT-OF-WAY** over golf carts. It's much easier for a golf cart to move off the narrow roads than a larger vehicle!



PETS:

Those of us who have them know only too well how special they are to us. But not everyone feels the same way, so **PLEASE** be considerate to all! No pets are allowed in the pool area or the pavilion. Be sure to carry plastic bags when walking your dog to clean up after them. No dog enclosures, whether temporary or permanent, are allowed to be put up in the park.



911 EMERGENCY CALLS: **When calling 911 from a cell Phone, you must specify White County!**

If you don't, you could lose much needed minutes as your call will go to Lumpkin or Habersham County and they transfer your information to White County. Be safe and remember, **White County!** When at the pool or pavilion, please note there is a phone outside the laundry room door for emergency use.



Be aware of where you put your garbage bags! People have put them on top of their cars and driven away and forgotten them, only to have them fall off over the park roads or on Paradise Valley Road.

WI FI SERVICE:

For those of you who do not have Internet access available at your cabin or trailer, it is available to you. Come, relax and get your emails at the Pavilion. Sign into free Internet service.

The code and password are as follows:

WI FI Network Code: Win_5d4e

WI FI Password: z9huuksg





Quiet Time:

Quiet time is 8 a.m. to 11 p.m. Using motorized equipment or any loud noises is prohibited between these hours.

SUNSHINE LADY:

**Get Well Wishes go
out to:**

Dennis Mazurkewich

Nick Raptis

Hope you have a speedy recovery!



**Sympathies go out for the loss
of their Pet to:**

Linda Kendall in the loss of Mikie

**Gone, but not forgotten
We're sharing your sorrow**



RECIPE OF THE MONTH



Beef Stew VI

Ingredients:

- 2 lbs. of stew meat
- 3 tablespoons vegetable oil
- 4 cubes beef bouillon, crumbled
- 1 teaspoon dried rosemary
- 1 teaspoon dried parsley
- 1/2 teaspoon ground black pepper
- 3 large potatoes, peeled and cubed
- 4 carrots, cut into 1 inch pieces
- 4 stalks celery, cut into 1 inch pieces
- 1 large onion, chopped
- 2 teaspoons corn starch
- 2 teaspoons cold water

Directions:

1. In large pot or Dutch oven cook beef in oil over med heat until brown, dissolve bouillon in water and pour into pot. Stir in rosemary, parsley and pepper. Bring to a boil then reduce heat, cover and simmer 1 hour.
2. Stir potatoes, carrots, celery and onion into the pot. Dissolve corn starch in water and stir into stew. Cover and simmer 1 hour more.



Southwest Corn Pudding

Ingredients:

- 1 tablespoon olive oil
 - 1 tablespoon butter
 - 1 medium onion, halved and thinly sliced
 - 1 1/2 cups fresh corn kernels (3 ears), or thawed frozen whole kernel corn
 - 1/2 cup chopped red sweet pepper
 - 1/2 teaspoon ground cumin
 - 1/4 cup cornmeal
 - 2 tablespoons all-purpose flour
 - 1/2 teaspoon salt
 - 1 14 1/2 - ounce can cream-style corn
 - 4 eggs, lightly beaten
 - 1 4 - ounce can diced green chiles, undrained
 - 1 cup shredded sharp cheddar cheese (4 ounces)
- 1 tablespoon butter

Directions:

1. Heat oil and 1 tablespoon butter in a 9- or 10-inch cast-iron or other heavy oven-going skillet over medium-high heat. When butter is melted and begins to bubble, add onion. Cook for 5 minutes or until onion is soft and beginning to brown, stirring occasionally. Add corn kernels, sweet pepper and cumin. Cook and stir for 3 minutes more. Remove skillet from heat to cool slightly.
2. Meanwhile, in a medium bowl, combine cornmeal, flour, and salt. Add cream-style corn, eggs, undrained chilies and cheese; stir just until combined.
3. Fold onion mixture into cornmeal mixture. Return skillet to medium heat and add 1 tablespoon butter. When butter is melted, tilt skillet to coat bottom with butter. Pour batter into skillet. Transfer skillet to a 350 degrees F oven and bake for 30 to 35 minutes or until a knife inserted near the center comes out clean. Serve warm.



John Coons has brought the topic of fiber optics and its benefits before the Board. He has initiated research into it. The feasibility is being investigated and will be reported to the Board before any discussion of actually bringing it here occurs.



Water Codes

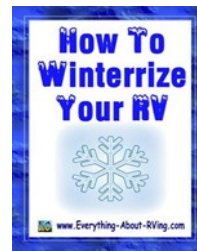
Have you noticed the numbers and letters on the gate and have no idea what these mean?

We have a code system in the park for water and sewer issues. The explanation to this is: the number “1” represents **side one** in the park. This encompasses lots 1 thru 194, which are all on the entrance side of the park.

The number “2” represents **side two** of the park. Which encompasses lots 195 thru 290, which are all the lots over the bridge.

The letter “B” represents a **Boil Notice** is in effect. This means, if posted on the gate, that all lots affected by a water problem must boil their water prior to use.

Notices are posted by the mailboxes, on the bridge board and at the laundry room. Also, an eBlast with this information is sent out to all residents who are registered on the PVCOA.com website. If you have not registered on the website, you will NOT receive this information via your email.



With the request for articles for the Pipeline from members of the park, Mr. Peavy was right on time last year with this very important article. So I felt once more the need to post it again this year, to help those who would have questions on winterizing their RV's and Cabins.

Thank you again, Mr. Peavy!

STEP BY STEP RV/CABIN WINTERIZING CHECKLIST



That all too familiar time of the year is here again. Leaves are falling from the trees, and the grass is dormant. The summer flowers are gone. The days are shorter and the nights are colder. Fall is upon us. Fall is my favor-

ite time of the year. After a hot North Georgia summer, I look forward to this time of year. It has its good and bad points. It's good that I don't have to cut the grass for several months. It's bad that we have to close the pool for several months. It's good that I don't have to run the air conditioning, but bad that we will soon have to turn the furnace on.

Fall is also the time of year you need to decide if your camping season is over. Parking your RV for the winter requires some preventive measures so it will be ready to use next spring. You'll also be glad you did it when you don't have costly repair bills due to the damaging results of winter. Now the question is how do you prepare it for winter, and who will be doing it? If you're like me and you enjoy performing the routine maintenance on your RV, not to mention saving a few dollars, the “who” part is answered. As for the “how” part, this checklist is the same one I used to make our Winterizing & Storing video. I feel it is the easiest and most effective way to winterize your RV.

Before you get started there are a few items you will need to have. These items can be found in most RV parts stores:

- * **Non-toxic RV antifreeze** (The amount depends on the layout and length of your plumbing lines. Two to three gallons will normally do).
- * A water heater by-pass kit, if not already installed.
- * A wand to clean out holding tanks.

To Do.....

- Drain and flush the gray and black holding tanks. If your RV doesn't have a built in tank flushing system, clean the black tank out with a wand or use a product like Flush King that allows you to clean both the black and gray tanks. Lubricate the termination valves with WD 40.
- * Drain the water heater. Remove the drain plug and open the pressure relief valve. **CAUTION: never drain the water heater when it is hot or under pressure.**
- * Open all hot and cold faucets; don't forget the toilet valve and outside shower.
- * Locate and open the low point drain lines. There will be one for the hot and cold water lines.
- * Using the water pump will help force water out, but turn it off as soon as the system is drained.
- * Recap all drains and close all faucets.
- * By-pass the water heater. If you do not have a by-pass kit installed the water heater will fill up with anti-freeze before it goes through the water lines, wasting six gallons of antifreeze.
- * Install a water pump converter kit, or disconnect the inlet side of the water pump (the line coming from the fresh water holding tank). Connect a piece of clear tubing to the inlet side of the pump and put the other end into a one gallon container of non-toxic RV antifreeze.
- * Turn the water pump on and pressurize the system.
- * Starting with the closest faucet, slowly open the hot and then cold valves until antifreeze appears. Replace the antifreeze container as required.
- * Repeat this process on all faucets from the closest to the farthest away. Don't forget the outside shower, if equipped.
- * Open the valve with a small screwdriver until you see antifreeze. Replace the screen.
- * Flush the toilet until antifreeze appears.
- * Turn the water pump off and open a faucet to release the pressure. Go outside to the city water inlet.
- * Remove the small screen over the inlet and push in on
- * Pour a cupful of antifreeze down each drain. Pour a couple of cups in the toilet and flush into the hold-

ing tank.

- * If your water heater has an electric heating element make sure it is turned off. This will protect the element if the unit is plugged in while being stored.
- * Make sure all the faucets are closed.
- * Consult your owner manuals for winterizing icemakers and washing machines.
- * The unit is winterized.

This checklist is a basic guide that was intended to assist you in winterizing your RV. As with many other checklists it would be impossible to cover every RV. It is extremely important that you read your owner's manuals for unit-specific winterizing guidelines.

If assistance is needed in winterizing, your cabin or trailer/RV, below are some numbers of vendors who have done this kind of work in the park in the Past. (They are also listed on the website).

- **Mark Garst: 706 200-6502**
- **Phil Dorn: 706 969-0336**
- **Mountain Creek RV -**
Chuck Stephens: 706 768-2342 or
Wayne Jordan: 678 361-2647



**DON'T LOSE OUT...
VISIT PVCOA.COM,
GO TO PVC INFO/LOG IN
TO REGISTER.
SEE THE "PIPELINE" IN
LIVING COLOR.
RECEIVE WATER, EMERGENCY
NOTICES, EVENTS AND
SO MUCH MORE!**

HAPPENINGS AROUND THE MOUNTAINS.....




Boos and Brews Pub Crawl - 10/1, 10/7-10/8, 10/14-10/15, 10/21-10/22 & 10/28-10/29/16 at 8:30-11p.m.

Our Boos and Brews event combines many of Dahlonega Walking Tours signature par-

anormal stories with many new stories on a .5 mile paranormal walk. The tour includes stops at Dahlonega's charming, and in some cases, haunted and historic pubs and restaurants. Tours include six pub stops and all stories are completely indoors. Many of our stops include first-hand paranormal accounts. Join us for Boos and Brews! Reservations are required and absolutely no children allowed! Tickets are \$20 and does not include alcohol. Call about ticket info. **Phone:** 706-482-8795 **Ad-**

dress: Dahlonega Walking Tours, 19 E Main St, Upstairs Porch, Dahlonega GA

Historic Ghost Tour - 10/1, 10/7-10/8, 10/14-10/15, 10/21-10/22 & 10/28-10/29/16 at 8 p.m. 1.3 mile guided tour of Dahlonega with 14 stops. An entertaining, informative history of Dahlonega and its ghostly activity. Paranormal experiences of locals. Most accounts have been personally recounted to us or investigated by paranormal experts. Children welcome, at your discretion. Allow 1 1/2 to 2 hours for tour. Call for cost. **Phone:** 706-482-8795 - **Address:** Dahlonega Walking Tours, 19 E Main St, Upstairs Porch, Dahlonega, GA 30533



49th Annual Mountain Moonshine Festival



Dates : 10/21/16 - 10/23/16
Downtown Dawsonville
Dawsonville, GA 30534

The Mountain Moonshine Festival explores Dawson County's history during



Prohibition and the Great Depression when running moonshine through the foothills of the Northeast Georgia mountains was a way of life. See the parade of moonshine and revenue cars to kick off festivities at 9 a.m. Saturday morning. As you stroll around the square in downtown Dawsonville, you will enjoy live entertainment from various artists and a large array of vendors - something for everyone! Purchase festival souvenirs such as t-shirts, caps and refrigerator magnets.

Visit the Car Show, Cruise-In and Swap Meet held at the Georgia Racing Hall of Fame, formerly known as "Thunder Road USA". See the Moonshine Run on Friday, October 21. Registration will begin at 9 a.m. Meet many legendary race car drivers. See vintage race cars and more authentic moonshine-hauling cars than you'll ever see gathered in one place anywhere in the US!

2016 Gold Rush Days Festival

October 15, 2016 - October 16, 2016

Gold Rush Days are always held the third full weekend in October. It is a time for thousands to come and see fall colors peaking and celebrate Dahlonega's 1828 discovery of gold. Over 300 art and craft exhibitors and food vendors gather around the Public Square and Historic District in support of this annual event. It is estimated that a crowd of over 200,000 visit over the weekend to join in the fun and excitement!



The Gold Rush Days Festival has been voted one of the Top 20 Events in the southeast by the Southeast Tourism Society. Join us in downtown Dahlonega on **October 15-16, 2016** and you will see why!



Blue Ridge Arts in the Park Festival Blue Ridge, GA

October 8, 2016 -
October 9, 2016

Downtown City
Park
Blue Ridge, GA
30513



With over 185 fine arts, crafts and food booths, these festivals have something for everyone. There are always activities for the children, along with special events for the big kids. Hours: 10 a.m. to 5 p.m. each day

GA Apple Festival Ellijay, GA

October 8, 2016 -

October 9, 2016

Ellijay Lions Club Fairgrounds
1729 South Main Street
Ellijay, GA 30540



Festival will be held on October 8-9, 2016. There will be over 300 vendors with handmade, hand-crafted items, as well as many on-site demonstrations of how selected types of crafts are made. The antique car show will be held at the Civic Center on October 8th. It'll feature hundreds of vendors offering food, art, crafts, and more. This event is held over two consecutive weekends (Oct 8-9 and 15-16).

Hours: Sat. 9 A.M. - 6 P.M.; Sun. 9 A.M.- 5 P.M.

