



See What's Coming
Down the.....

PIPELINE

NEWSLETTER

October 2017

Volume: XVII

Issue: XXI

Visit Us at: PVCOA.com

President's Corner

I want to thank the wonderful and caring owners of Paradise Valley Campground!

All of us were impacted by the uncertainty of Hurricane Irma both by our property here and our homes and families in the path of the storm. It was a very stressful situation for everyone. Once it was apparent that we were in the direct path of the storm, most of us began the preparation of securing our lots and those of our neighbors. It was gratifying to see those who went over and above providing assistance to those who needed it. We lost electric power in the campground and, after several hours, side one of the campground had their power restored. Side two was without power for nearly a week causing side two to be creative and revert back to some good old-fashioned camping experiences. Once the storm passed, we experienced a spirit of team work with many owners helping to clear debris from the bridge, roads, lots and checking on the welfare of others.

We were very fortunate to have a contractor in the campground immediately following the storm to begin the removal of debris from the campground and to take care of the numerous large trees and limbs that had fallen during the storm. Owners who were not in the campground were notified of any damage to their property that needed attention. I was very pleased with the leadership of my fellow Board Members in preparing before, during, as well as after the storm. Darrell and his crew directed the clean up operation of the campground and Clyde kept the water and sewer operating even without electricity available. Clyde arranged for a huge generator to be brought in to fill the water tank and pressurize the lines to provide minimal water to side two of our campground.

A special thank you to our Work Camper, Roger, and each of you that made yourself available to assist in this stressful situation.

As President of this community, I am extremely proud of the way that everyone pulled together to get through this unexpected event. Our campground is called PARADISE VALLEY CAMPGROUND for a reason!

I hope that everyone can take advantage of the many Fall Festivals and the colorful changing of the leaves during the month of October.

It is a privilege and honor to serve as your President.

Bill Maxwell



ARCHITECTURAL & SITE IMPROVEMENT

As you may have heard by now, Jerry Murchison has had a setback in his health and Jerry Coleman has taken on the responsibility to cover the Architectural Department in his absence.

Please be reminded that no building of decks, outbuildings (sheds, etc.) or any new construction, painting of outbuilding, cabins, (if the color is being changed) are permitted after October 31st. Therefore, no permits will be issued after October 1, 2017 to April 1, 2018. All outstanding permits must be returned to Jerry upon completion of current work. The season begins in April and at that time new permits will gladly be issued. We would appreciate everyone's cooperation in this matter and please understand that covenant violations will be enforced.



GROUNDS COMMITTEE

I would like to thank everyone for their help in cleaning up the park after Hurricane Irma. I would also like to thank everyone for their thoughts and prayers for my Mom and Dad.

As far as the grounds are concerned...all is well for the time being. The pool is now in the process of being closed for the season and will reopen in the spring. Have a warm winter and I'll see y'all in 2018.
Darrell Williams



WATER & SEWER COMMITTEE

First of all as an owner and board member I would like to thank everyone for the way you worked together during our week without electricity and low water pressure, if any water at all. Hopefully, we will not have to endure another emergency situation without water again. This is why I mentioned in the September Board meeting that we are working with American Water and North Georgia Environmental to have generators in our well houses and for our septic system.

Again, thank you to everyone for your help during our emergency situation.

Clyde Camp



FROM THE SECRETARY

October Directory Update

Here's your monthly Directory Update!! Let's pull out those directories and make these final 2017 changes to keep your directory up-to-the-minute until you buy a new one next May.

-Jim Zilaro, lot 115, would like his cell number of 478 390-3697 be his preferred number in the index. Cindy's cell is 478 318-0753 and her email is cindyzinga@msn.com.

-Lynn Harris, lot 103, has an email of la_gatita_13@yahoo.com. The Harrises' preferred phone is 402 490-8565.

Lauren Rooker, lot 274, has a new phone of 470 244-6064.

-Keith and Lynn Johnson, lot 174, of 128 Rainbow Dr. Unit 2857, Livingston, TX, have emails of keith.johnson96@gmail.com and lynnjonesjohnson@gmail.com. Keith's cell is 218 310-2222 and Lynn's is 218 349-6760.

Election Update

The results of the 2017 Election are as follows. One hundred ninety-six ballots were counted. 164 votes for Jeff Hamm of lot 136, 186 votes for Becca Roby of lot 98, 192 votes for Darrell Williams of lot 68, and 186 votes for Beth Wolfe of lot 166. Congratulations and thank you to the candidates. The entire park appreciates your time and commitment. The Board positions, as of May 12, 2018, will be President - Clyde Camp, Vice President - Darrell Williams, Treasurer - Becca Roby, Secretary - Beth Wolfe, Activities - Alide Matthews, Architectural - Jerry Murchison, Grounds - Darrell Williams and Water & Sewer - Jeff Hamm.

Thank you to Cathie Opava, Joan Moehring, Ray Schulze and Steve Burnett for counting the ballots and Lin Ewert for helping to supervise the election. Thank you to all the owners who voted and took the time to make sure their ballots were complete, accurate and on time!!

Updated Addresses

As we head into the off-season, sometimes there are exciting changes that take place. Perhaps it's a move or a new phone number!! Maybe wedding bells signal a new last name! Perchance a new emergency contact has been identified! Please please let me, Beth Wolfe, know either by email at PVCOA2012@yahoo.com or by mail at 2459 Brentwood Drive, Clearwater, FL 33764. A phone call would work too! Dial (727) 743-0704!! That way ALL owners will be excited with the new directory and their listing in it!! It's like the yearbook; everyone wants their senior picture to be just right!!!

Name Tags and Directories

October brings fall leaves and a last chance to get a brightly colored name tag for only \$10 apiece!!! Owners are even provided FREE storage for them at the pavilion. Such a deal!!! See me, Beth Wolfe, at lot 166 or email me at PVCOA2012@yahoo.com. As packing for home starts, make sure to take the directory with you in case you have some burning news you just have to tell one of your PVC friends!! The closeout sale price for a directory is a low, low, low \$5! To get yours, see me, Beth Wolfe. (still at the above locations) Allow a day or two for printing in case the demand exceeds the supply!!

Beth Wolfe, Secretary



FINANCE:

The summer has come and gone, and for many of us that means leaving PVC for the next several months. Please be sure to button up your cabin and RV as well as any storage buildings. Strong winds can open unsecured doors!

The financial condition of the park remains solid, although we did incur unforeseen expense due to the tropical storm Irma and rains earlier in the summer. The loss of power affected our water and sewer systems, requiring additional service calls. Tree removal was where the most money was spent to clean up after the storm. Approximately \$10,000 was required to safely cut down and remove the trees and debris.

The finance committee and members of the Board held the budget review meeting on September 26. Several areas were discussed, with focus on maintenance needs of the swimming pool.

There are still waiting lists for the mailboxes and the trailer spaces. Please be mindful of this as you assess your own needs for either of them. Finally, a heartfelt thank you to Bill and the other members who stepped in to complete my duties while I was out of commission.

Becca Roby



ACTIVITIES COMMITTEE:

I hope everyone enjoyed the Labor Day Luau. With a record turnout, we ran out of coleslaw and baked beans. It's hard to plan for such a large number of people and I apologize to those who did not get a full plate. We will make every effort to make sure we have enough next time.



This month we look forward to the Chili and Wing Cook-off, Saturday, October 7, at 5 pm. It's a stiff competition with many tasty entries. Bone-in only for the wings, please. Two judges have signed up; one each for chili and wings. Four more are needed. Please see me to sign up. You will get the first opportunity to taste the great food.



Following the Board of Directors Meeting on Saturday, October 14th at 7:30 p.m. Movie Night will feature "Young Frankenstein." It's hilarious and you can wear a scary mask or Halloween make-up. This should be a lot of

fun, especially with Terri Darias as host. Bring a drink and popcorn will be provided.

On Sunday, October 15th, at 6 p.m. will be the Halloween Parade with 5 stops for hors d'oeuvres. Decorate your golf cart and wear a costume. Enjoy the food at the stops and meet some of your neighbors. It was a great success last year; come and join the fun. There will be 40 minutes between each stop at which snacks, appetizers, and beverages will be available at the first 4 stops. Desserts and a fire to be served at the fifth stop. Have a favorite beverage? By all means bring it! Following is a list of the stops planned for the parade:




The parade begins at Terri and Bruce August, Lot 199 at 6pm

2nd stop – Bill & Stella Paz, Lot 289

3rd stop – Jeannine Fontaine, Lot 172

4th stop - Chris & Beth Wolfe, Lot 166

5th stop – Sue & Rory Riff, Lot 86



Finally, Saturday, October 21st, at 10 a.m. will be a breakfast potluck. Everyone enjoyed the last one. The food was great and the potluck was well-attended.

October 31st regular activities will end, but my committee and I will look forward to next year. I hope you all have a mild winter and stay well.

Alide Matthews



WORK CAMPER NEWS:

Hi There! September went by like the wind. Came and went so fast like we got blown away by Irma. Hope October goes more slowly. The leaves are falling fast and here's hoping the snow does not fall as deep.

Got some painting was done on the restrooms, sales office, and shuffleboard court.

I'd like to thank all the guys and gals for helping to clean up the campground of trees, twigs and leaves after the storm.

Have fun in October!!

Roger & Carole & Minnie too!



HAPPENINGS IN THE NORTH GEORGIA MOUNTAINS:



Georgia Mountain Fall Festival *October 13-21, 2017*

Look forward to the 2017 Fall Festival at the Georgia State Fairgrounds in Hiawassee. With its mild temperatures and beautiful scenery, there is no better place to be than the North Georgia Mountains in the fall. Each October, the 9-day event features exciting musical performances, Arts & Crafts vendors, educational demonstrations, a flower show and the ever-popular Georgia's Official State Fiddlers' Convention.

Admission - \$12.00 (Children 12 and under free)
3-Day Pass - \$33.00 (Available at the gate)
Fun Fair Pass - \$90.00 (All 9 Days)
Free Parking - Sorry, No Pets Allowed



2017 APPLE FESTIVAL INFO

Welcome to North Georgia! The Georgia Apple Festival brings two exciting weekends to Ellijay, Georgia, every year with hundreds of vendors offering food, art, crafts, and more, as well as visitors from all over.

WHEN-October 14th - 15th, 2017
October 21st - 22nd, 2017

WHAT TIME-Sat. 9 a.m. - 6 p.m.
Sun. 9 a.m. - 5 p.m.

WHERE-Ellijay Lions Club Fairgrounds
1729 South Main Street
Ellijay, Georgia 30540
Phone: 706-636-4500

ADMISSION-Adult - \$5.00
Children under 10 are FREE

PARKING-Donations to local civic and school groups. Requested donation amount may vary. Limited handicapped parking is available at the main fairgrounds entrance.

NO PETS ALLOWED!

Service dogs allowed. Limited kennels available on-site.

NO FIREARMS ALLOWED!



47th Annual Oktoberfest in Helen, GA

DATE: Sep 7th - Oct 26, 2017

TIME: 6:00 p.m. - 10:30 p.m.

LOCATION: Helen Festhalle
1074 Edelweiss St.
Helen, GA 30545

COST: \$8 per person

DESCRIPTION:

Join us for the 47th Annual Oktoberfest in Helen, GA! Helen's biggest celebration! German music, dancing, food & drinks! Enjoy Waltzes, Polkas and the Chicken Dance! Oktoberfest will run from September 7 -10, then reopen September 14-17, then reopen September 21-24, then reopen again on September 28 and continue daily through October 29, 2017.

Hours:

Mondays - Thursdays	6 p.m.-10:30 p.m.
Fridays	6 p.m.-Midnight
Saturdays	1 p.m.-Midnight
Sundays	1 p.m.-7 p.m.

Admission: Monday-Friday \$8.00 per person
Saturday \$10.00 per person
Sunday-Free Admission
Food & Drink are extra.

For band schedule visit www.helenchamber.com

FOR INFORMATION: 706-878-1908 or <http://www.helenchamber.com>



How to Experience the Best of Georgia's Beautiful Fall Colors

A blanket of red, yellow and orange covers Georgia each fall. Here are the best ways to take it all in.

In October and November, Georgia's landscape transforms into a palette of gorgeous fall colors. Get out and enjoy the reds, yellows and all the hues in between during an outing framed around the best scenes the season has to offer!

The mountains of North Georgia are the ideal location for experiencing some of the finest views. **Blue Ridge Scenic Railway** offers fall leaf excursions each October on the historic railway.

Beginning at the historic depot in downtown Blue Ridge, wind your way along the Toccoa River in a vintage rail car, observing the canvas of bright colors. These are some of the most popular trips, so it's best to book reservations at least three weeks in advance. From downtown Blue Ridge, head to **Vogel State Park** in Blairsville, where the 4-mile Bear Hair Gap Trail offers a bird's-eye view of Lake Trahlyta and the golden vegetation that surrounds it.

Don't miss a drive on **Wolf Pen Gap Road** for some of the area's most captivating leaves.

A stop by **Brasstown Bald** is also a must for a view of the autumn landscape from the highest natural point in the state.

Next, travel along the **Russell-Brasstown Scenic Byway-CNF** to witness what is considered one of the most stunning mountainous fall foliage sites. The meandering road is flanked by trees undergoing seasonal change and includes several turnoffs with scenic overlooks along the way. You can also stroll two Appalachian Trail crossing points, listening to leaves crunch below your feet.

Continue to **Helen** and stop to experience the Alpine-style village's **Annual Oktoberfest** — a yearly celebration complete with beer, brats and lots of lederhosen. A short drive away, **Lucille's Mountain Top Inn & Spa** is a luxurious place to rest your head. Climb up to the Inn's "Crow's Nest" for a 360-degree view of the Blue Ridge Mountains and Sautee Valley in all its fall glory.



More memorable scenes are on display at **Tallulah Gorge State Park**, one of the Southeast's most popular canyons. Hike on trails overlooking the rim and waterfalls and take in the glimmering yellow oaks and red-tinted maple trees. In November, watch the biannual "whitewater releases" when expert kayakers brave the rushing rapids.



Farther south, **Amicalola Falls State Park & Lodge** boasts the Southeast's tallest cascading waterfall. Choose a flat path to a boardwalk overlook, or try your stamina on the steep staircase from the bottom of the falls. Either way, the payback is striking scenery.

Several pumpkin farms, mazes and apple orchards are nearby — all

must-dos in the fall. Nowhere can the bounty of the season be better enjoyed than in Ellijay, known as the "Apple Capital of Georgia." Sitting at the edge of the Chattahoochee National Forest, Ellijay is home of the

annual **Georgia Apple Festival Arts & Crafts Show** and numerous



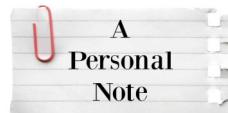
pick-your-own orchards. Each fall, **Hillcrest Orchards** hosts its Apple Pickin' Jubilee when visitors can not only pick fruit, but also milk a cow, watch live pig races, take wagon rides and much more.

Farther south, **Red Top Mountain State Park** on Lake Allatoona features a variety of trails with radiant colors. Hike the 4-mile Iron Hill Loop for unique vantage points of the lake and forest, and visit the park's log cabin and blacksmith shed.

As you travel through North Georgia and stare in awe at the yellow sweetgums, golden hickories and red dogwoods, you'll immediately begin counting the days until the next fall, which is without a doubt one of the state's most beautiful times of the year.

Stay up-to-date on when the leaves are turning with the **Georgia State Parks Leaf Watch** travel planner.

And now,



My plan to participate in PVC activities more this year did not develop. Instead, I spent the months of August and September fighting

some unknown illness and some that were known. I learned first-hand what living in a caring community is all about. I especially want to acknowledge Beth and Chris. Had Beth not shown up at my doorstep, I could very well have been a goner. She supplied me with enough food to get me through several days. When it was determined that I had to go to the emergency room, both Beth and Kathy Gibson were there for me, and stayed till I was admitted to the hospital. The next day they visited bringing goodies that lifted my spirits even more. There have been others, of course. Sam and Gail provided my ride home from the hospital, and kept me well fed by turning their cooking area into a soup kitchen. Nancy and Gail made sure I had fresh sheets to come home to. My biggest concern was the care of my pets...I need not have felt that concern because Sam and Nancy took great care of Katie and the cats so they could stay home in their familiar surroundings. Many of you asked about me and how I was doing, and you included me in your prayers. For that I am most grateful. The cause of my health issues has not been fully determined as yet.

In closing let me just say a big thank-you to each and every one who has a piece of Paradise here. May your winter be as you wish it to be and may we see you safely back in the spring.

Becca Roby



RECIPE OF THE MONTH:



Cider-Braised Chicken, Brussels Sprouts and Apples

This fantastic one-pan dinner is ideal for a Sunday supper or casual fall get-together with friends; the sauce is delicious, so serve with bread or mashed potatoes to soak up every delicious bite.

Ingredients:

- 4 slices bacon, chopped
- 8 bone-in, skin-on chicken thighs (about 3 1/2 pounds total)
- 2 medium tart red apples, cored and cut into wedges
- 1 12 - ounce bottle hard cider
- 2 tablespoons chopped fresh thyme
- 2 tablespoons whole grain mustard
- 1 teaspoon kosher salt
- 12 ounces fresh Brussels sprouts, trimmed and halved if large (2 cups)

Directions:

In a very large skillet cook bacon over medium heat until crisp; remove from pan, reserving drippings in skillet. Add chicken, skin side down, and cook 10 minutes or until browned, turning once; remove from skillet. Add apples to the skillet and cook 4 minutes or until browned on both sides; remove from skillet. Drain and discard drippings from skillet.

Add cider, thyme, mustard, and salt to skillet, scraping up any browned bits. Bring to boiling; reduce heat. Return chicken to skillet. Cover and simmer 10 minutes. Add Brussels sprouts. Cover and cook 5 minutes. Add apples and cook, uncovered, 3 to 5 minutes more or until chicken is done (at least 175 degrees F).

To serve, divide chicken thighs, Brussels sprouts, and apples among shallow bowls or plates. Spoon cider mixture over top. Sprinkle each serving with bacon.

And for dessert we have...



Chocolate Truffle Pie with Amaretto Cream

Ingredients:

- 1/2 (14.1-oz.) pkg. refrigerated pie crusts
- 1 cup (6 oz.) semisweet chocolate chips
- 1 cup (6 oz.) bittersweet chocolate chips
- 1/2 cup (4 oz.) salted butter, softened
- 3/4 cup packed light brown sugar
- 3 large eggs
- 1 teaspoon vanilla extract
- 1/4 teaspoon almond extract
- 2 ounces (1/2 cup) all-purpose flour
- 1 cup toasted slivered almonds

How to Make It

Step 1

Preheat oven to 350°F. Fit pie crust into a 9-inch pie pan; fold edges under, and crimp. Line pie crust with aluminum foil or parchment paper, and fill to rim with pie weights or dried beans. Place pan on a baking sheet. Bake in preheated oven 10 minutes. Remove weights and foil, and bake until bottom is lightly browned, 10 to 12 more minutes. Cool on baking sheet on a wire rack while preparing filling.

Step 2

Microwave semisweet and bittersweet chocolate chips in a small microwave-safe bowl at MEDIUM (50% power) until melted and smooth, 3 to 4 minutes, stirring at 30-second intervals. Cool 15 minutes.

Step 3

Beat butter and brown sugar at medium speed with an electric mixer until light and fluffy. Add eggs, 1 at a time, beating after each addition. Stir in melted chocolate, vanilla extract, and almond extract; stir in flour and toasted almonds. Spread mixture evenly in pastry shell.

Step 4

Bake in preheated oven until set, 30 to 35 minutes, covering edges the last 10 minutes to prevent over browning, if needed. Cool completely on a wire rack, about 1 hour. Chill 1 hour. Serve with Amaretto Cream. Store leftover pie, covered, in refrigerator.

Amaretto Cream

Ingredients:

- 1 cup heavy cream
- 2 teaspoons almond-flavored liqueur
- 1/4 cup powdered sugar

How to Make It

Beat cream and liqueur at medium-high speed with an electric mixer until foamy. Gradually add powdered sugar, beating until soft peaks form. Chill until ready to serve.

Chef's Notes:

1/4 teaspoon almond extract may be substituted for liqueur.

COMMON SENSE CONSIDERATIONS & REMINDERS AND LITTLE TIDBITS OF INFORMATION:

The Rules and Regulations, found in the directory and online, are set forth to protect us all.

Please be considerate to all members of this beautiful park, a place we call our summer home.

PLEASE read and observe these so we can all enjoy our time in Paradise!

RIGHT-OF-WAY: Motor vehicles and RVs have the RIGHT-OF-WAY over golf carts. It's much easier for a golf cart to move off the narrow roads than a larger vehicle!

PETS: Those of us who have them know only too well how special they are to us. But not everyone feels the same way, so PLEASE be considerate to all! No pets are allowed in the pool area or the pavilion. Be sure to carry plastic bags when walking your dog to clean up after them. No dog enclosures, whether temporary or permanent, are allowed to be put up in the park.

MOTORCYCLES are not allowed to ride around the park like a golf cart. They are allowed egress and ingress only. Please comply with this rule.



911 EMERGENCY CALLS: When calling 911 from a cell phone, you must specify **White County**! If you don't, you could lose much needed minutes as your call will go to Lumpkin or Habersham County, and they transfer your information to White County. Be safe and remember, White County! When at the pool or pavilion, please note there is a phone outside the laundry room door for emergency use.



GARBAGE: Be aware of where you put your garbage bags! People have put them on top of their cars and driven away and forgotten them, only to have them fall off over the park roads or on Paradise Valley Road. Only household garbage is to go in the dumpsters by the front gate. All other items, except propane tanks and cans of wet paint, go in the roll off down by lot 261. All boxes need to be broken down to save space. White County accepts paper, cardboard, aluminum cans and foil, plastics with a 1 or a 2 recycle label and tin cans at their Hulsey Road Collection site.

Items have been found in the roll off that are in perfect condition. The Community Thrift Store is located on 1160 E Kytle St (Rte. 115) in Cleveland and they accept most things in good condition to which they donate some of the profits to local charities. Give them a call if you have any questions tel:706-865-0574. And PLEASE... do not leave items outside the roll-off. Can't get your item into the roll-off? Ask for help!!



WI FI SERVICE: For those of you who do not have Internet access at your cabin or trailer, it is available to you. Come, relax and get your emails at the pavilion. Sign into free Internet service. The code and password are as follows:

WI FI Network Code: Win_5d
WI FI Password: z9huuksg



QUIET TIME: Quiet time is 11 p.m. to 8 a.m. Using motorized equipment or any loud noises is prohibited between these hours.



“WHAT DOES THE “B” MEAN ON THE GATE? WATER CODES:

Have you noticed the numbers and letters on the gate and have no idea what these mean? There is a code system in place in the park for water and sewer issues. The explanation to this is: the number “1” represents side one in the park. This encompasses lots 1 thru 194, which are all on the entrance side of the park. The number “2” represents side two of the park, which encompasses lots 195 thru 290, which are all the lots over the bridge. Affected lots are posted on the bulletin boards by the mailboxes, bridge, laundry room and breezeway. The letter “B” represents a Boil Notice for drinking water is in effect. This means, if a “B” with a number is posted on the gate, the lots affected must boil their water prior to use. Notices are posted by the mailboxes, bridge board, laundry room and the breezeway. Also, an e-blast with information is sent out to all residents who are registered on the PVCOA.com website. If you have not registered on the website, you will NOT receive this information via your email. You can also check with a neighbor or boil your water to be safe.

CONSERVING THE PARK'S EXPENSES: Please remember to turn off the lights in the pavilion, rest rooms, laundry and to close down the umbrellas at the pool and put them in the ladies' and men's room. This will extend their life for future years. Straighten chairs in the pavilion, breezeway, pool...in other words treat the park like you would your own home, because it is! Remember the expenses incurred to repair, replace or fix these issues come from your pocket!

GEORGIA DNR (Department of Natural Resources) prohibits any and all changes made to the creeks and streams. Trees or vegetation cannot be removed from the side of the creek. Clearing can only be done up to the top of the bank. This means that moving rocks or natural vegetation and dumping debris of any kind into the waterways are illegal. Please be aware the county has in the past issued fines for these violations.

DONATIONS: Anyone who has been to the laundry has seen the numerous books, games and tapes that surround the walls. All these items have been generously donated by you, the members of PVC. They are there to borrow and return (in good condition, of course) afterwards for others to appreciate. Please feel free to donate the above items (providing there are in excellent condition) for others to continue to enjoy throughout the years!

WATER SHUT OFF: When leaving the Campground for more than 48 hours, it is imperative to shut your water off at the main valve in order to prevent damage to your property and to protect the overall water system in the campground.

SEPTIC: Please be very mindful of what you put into the septic system. Please, do not use bleach in your laundry or cleaning supplies. (It kills the bacteria that helps the functionality of the septic system.) It is very important that you remember not to pour grease down your drains. No sanitary products or wipes in the toilets. This has caused MAJOR problems in the past that resulted in expensive repairs for which the individual lot owner will be responsible.

DO NOT let anyone through the gate that you don't know!! It's for your and your family's safety, as well as everyone else's!!



Need Wood for a campfire?

Several of the men in the park worked hard to split wood for those wanting a fire. There is wood for the taking at the tractor shed. But PLEASE be reminded, there are others who would like to enjoy a fire also, so take only what you need. The "tractor shed" is located on Hidden Valley Road across from the Wolfe's lot 166.

ROGER'S directions come from a member of the Board, NOT an individual owner in the park! If you have an issue or suggestion that needs attention, please contact a board member and they will handle it with the work camper.

Board Members

The board members are volunteers who devote their time and effort to keeping PVC what it is..."the best RV park in Cleveland." Please be mindful of this when you get upset that something is not being taken care of, REMEMBER...this is YOUR park, too. It's up to ALL owners to do their part to keep this park maintained. So PLEASE, if you see something happening that isn't right, say something, in a nice way. Some people may not realize or know the rules. Take part and act, not complain.

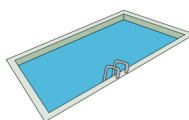
By the way...American flags are to be burned in ceremony! Don't know how? Hang on to them, ask a Board member what procedure to follow. Perhaps they can be collected and burned in a ceremony at one time! BOD hours are 9 a.m. to 5 p.m. Monday - Friday. Be considerate and call before going to their lot! They are here to enjoy Paradise also!



VOLUNTEERS NEEDED! We are ALWAYS looking for volunteers as there are always things to do around and for the park. If you wish to help and be an active part of your community, please see a Board member with your contact information. Pulling out your tools and lending a helping hand with cleaning up the common grounds will get these areas looking good early in the season!



DELIVERIES: Waiting for a package to arrive and have no idea where it will be delivered? Check the sales office - the building on the right side at the entrance (with the mailbox in front) - was the real-estate sales office. It is now where packages are delivered from UPS and FedEx. So check for your delivery periodically.



POOL: The outdoor shower at the pool is to be used for washing off suntan lotion and perspiration prior to entering the pool, NOT to cleanse your body....that should be done at your cabin/RV! The safety rope across the pool is a Georgia State regulation and is NOT to be played on or removed.

POST OFFICE: If you do not have a mailbox, your mail cannot be left at the PVC mail box area. Arrangements must be made with the Cleveland post office to manage the handling of your mail.




Have a suggestion, comment, an article for the Pipeline, want to share a recipe? Contact me, Susan Riff, at susanriff@yahoo.com or to pvcoa2012@yahoo.com and it will put it in for consideration.



Ice, soda, and water are available for sale on the honor system. Ice is \$2/

bag and water and soda for a donation at the pavilion.

The cash box for the ice is located to the left above the freezer. There is a cup in the refrigerator for the beverages.



Jerry Coleman

Name Tags and Directories are for sale

Name Tags are \$10.00 and Directories are \$5.00. See Beth Wolfe, lot 166, or email her at pvcoa2012@yahoo.com to obtain one or both of these items.



CARETAKERS MEETING

The Caretakers Meeting was held on September 18th. As discussed, the caretakers cars can be identified by the orange dots located on the front and back windows of their cars. The duties of the caretakers is to observe any abnormal activities in the park on the off-season. They will not be available to monitor individual properties. The next meeting will be on October 9th at 6:30 p.m. For those who will be participating in this program, please return the appropriate form. At this time groups will be assigned for the season between November 1st through March 31, 2018.

A RARE OCCASION...



Bill Maxwell, along with Chris Wolfe, actually enjoying himself at Bunco Saturday Night!



PREPARING FOR WINTER

As the season comes to a close and the colder winter months are in the near future, I find the need to add an important article from the past that Mr. Peavy shared and that has been posted in previous Pipelines. Following is an article on how to winterize your RV and/or cabin. I hope this helps those who are new to this environment.

STEP BY STEP RV/CABIN WINTERIZING CHECKLIST

That all-too-familiar time of the year is here again. Leaves are falling from the trees, and the grass is dormant. The summer flowers are gone. The days are shorter and the nights are colder. Fall is upon us. Fall is my favorite time of the year. After a hot North Carolina summer I look forward to this time of year. It has its good and bad points. It's good that I don't have to cut the grass for several months. It's bad that I have to close our pool for several months. It's good that I don't have to run the air conditioning, but bad that we will soon have to turn the furnace on.

Fall is also the time of year you need to decide if your camping season is over. Parking your RV for the winter requires some preventive measures so it will be ready to use next spring. You'll also be glad you did it when you don't have costly repair bills due to the damaging results of winter. Now the question is how do you prepare it for winter, and who will be doing it? If you're like me and you enjoy performing the routine maintenance on your RV, not to mention saving a few dollars, the "who" part is answered.

As for the “how” part, this checklist is the same one I used to make our Winterizing & Storing video. I feel it is the easiest and most effective way to winterize your RV.

Before you get started there are a few items you will need to have. These items can be found in most RV parts stores:

Non-toxic RV antifreeze (The amount depends on the layout and length of your plumbing lines. Two to three gallons will normally do).

A water heater by-pass kit, if not already installed.

A wand to clean out holding tanks.

A water pump converter kit, or tubing to connect to the inlet side of the water pump.

Basic hand tools to remove drain plugs.

Now we can winterize the RV water system to protect it from freezing. Be sure to read your owner’s manuals for unit specific winterizing guidelines. Follow the steps below that apply to your RV.

If you have any inline water filters remove and bypass before starting.

Drain the fresh water holding tank.

Drain and flush the gray and black holding tanks. If your RV doesn’t have a built in tank flushing system clean the black tank out with a wand, or use a product like Flush King that allows you to clean both the black and gray tanks. Lubricate the termination valves with WD 40.

Drain the water heater. Remove the drain plug and open the pressure relief valve. **CAUTION (never drain the water heater when it is hot or under pressure)**

Open all hot and cold faucets; don’t forget the toilet valve and outside shower.

Locate and open the low point drain lines. There will be one for the hot and cold water lines. Using the water pump will help force water out, but turn it off as soon as the system is drained.

Recap all drains and close all faucets.

By-pass the water heater. If you do not have a by-pass kit installed the water heater will fill up with anti-freeze before it goes through the water lines, wasting six gallons of antifreeze.

Install a water pump converter kit, or disconnect the inlet side of the water pump (the line coming from the fresh water holding tank). Connect a piece of clear tubing to the inlet side of the pump and put the other end into a one gallon container of non-toxic RV antifreeze.

Turn the water pump on and pressurize the system. Starting with the closest faucet, slowly open the hot and then cold valves until antifreeze appears. Replace the antifreeze container as required.

Repeat this process on all faucets from the closest to the farthest away. Don’t forget the outside shower, if equipped.

Flush the toilet until antifreeze appears.

Turn the water pump off and open a faucet to release the pressure. Go outside to the city water inlet. Remove the small screen over the inlet and push in on the valve with a small screwdriver until you see antifreeze. Replace the screen.

Pour a cupful of antifreeze down each drain. Pour a couple of cups in the toilet and flush into the holding tank.

If your water heater has an electric heating element make sure make sure it is turned off. This will protect the element if the unit is plugged in while being stored.

Make sure all the faucets are closed.

Consult your owner manuals for winterizing icemakers and washing machines.

The unit is winterized.

This checklist is a basic guide that was intended to assist you in winterizing your RV. As with many other checklists it would be impossible to cover every RV. It is extremely important that you read your owner’s manuals for unit specific winterizing guidelines.

If you would like to see how this process is actually done it is available on our “Winterizing & Storing Your RV” on YouTube. The videos there also have an entire section on the steps required to properly prepare your RV for winter storage.

Happy Camping!



**FROM THE SUNSHINE LADY:
GET WELL WISHES GO OUT TO:**



Jerry Murchison
James Williams
Betty Williams

The greatest healing therapy is friendship and love
-Hubert Humphrey



**DON'T KNOW WHAT TO DO WITH
THOSE ECLIPSE GLASSES?**

Helen and Cleveland libraries are accepting donations of eclipse glasses. They will be shipped to other countries that are able to see the next one. So don't throw them out...drop them off.



**BE INFORMED...
REGISTER ON PVCOA.COM.
GO TO "INFO/LOG IN"
TO GET THE "PIPELINE"
IN LIVING COLOR, RECEIVE
WATER & EMERGENCY
NOTICES, GOVERNING DOCS,
CALENDAR OF EVENTS, THE PARK'S
FINANCIALS, MEETING MINUTES,
PICTURES & SO MUCH MORE!**



From the Editor

This will be the final “Pipeline” for the season. The next publication will be out at the end of April 2018. I wish everyone a healthy and safe winter and a special holiday season. See you in April!

Sue Riff

