



See What's Coming
Down the.....

PIPELINE

NEWSLETTER

October 2018

Volume: XVIII Issue: XIX


Visit Us at : PVCOA.com

President's Corner

With this being my last Pipeline I would like to thank the Board members and all the volunteers who have helped this year.

Many of you will be leaving for the winter and I hope you have a safe trip.

Clyde Camp



ARCHITECTURAL & SITE IMPROVEMENT:

Thank you everyone who helped make 2018 a good season. Stay safe and healthy this winter season. Please be reminded "no more permits will be issued this year" and we are asking everyone to comply to the "no building policy through the winter". Plan ahead for all your summer projects. See you in April 2019.

Pat Grice



GROUNDS:

The pool has been completed with new marcite and tiles making ready for the next season's enjoyment. The paving company has also been in to give us an estimate to reseal the roads.

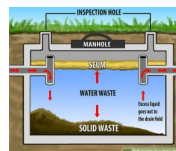
More on that as I get the information.

Last on my list is the Laundry and restrooms winter schedule...it will remain the same as last years (thanks for the reminder Roger!).

That being: Monday, Wednesday and Friday 9 a.m.—5 p.m. Tuesday and Thursday 9 a.m.—7 p.m. This will be posted on the website and at the laundry room for your convenience.

Y'all have a safe trip going home this year and we'll see you back before you know it!

Darrell Williams



WATER & SEWER COMMITTEE:

All is back to normal on side 2 after the unexpected shut down several days ago. It caught us by surprise so there was no time to warn anyone. All else seems to be working as it should. PLEASE remember it is mandatory to turn off your "park valve" before you leave the park for the winter or just a couple of days. If anyone new to PVC needs assistance with locating and turning off this valve then contact Jeff Hamm, Joe Cuce or Ro Soucy. Have a safe trip back to wherever you spend the winter.

Joe Cuce



FROM THE SECRETARY:

2018 Election Results

When the Pipeline was published in September, these results weren't available. This year 241 owners voted in the election. That is an 83% voter turnout! Fantastic job, PVC!!! The new **directors** voted in today were Kathy Gibson, Pat Grice and Rory Riff. The vote count is below. Congratulations to the new board members!! Kathy Gibson received 194 votes; Bill Gregory, 82; Pat Grice, 143; Rory Riff, 175 and Carole Winter, 98. The 2019 Board of Directors' positions are Rory Riff, President; Darrell Williams, Vice President and Grounds Director; Beth Wolfe, Secretary; Becca Roby, Treasurer; Kathy Gibson, Activities Director; Pat Grice, Architecture and Site Improvement Director; Jeff Hamm, Water & Sewer. The **pool expense** was approved with a vote of 222 to approve the expense and 18 voted to reject it. It was an overwhelming majority of 93%!! The **generator expense** was approved with a vote of 156 voted to approve the expense and 82 voted to reject it. It was passed with a majority of 66%! All the **covenant amendments** passed!! Here is the breakdown of the votes. The By-laws Article 4.2 to change the start date of new board members to the beginning of the season was passed with a whopping 97% of the vote; 223 voted for it out of 231 votes. The Covenants Article IV B. Section 2 stating that an owner is responsible for maintaining and monitoring the main water valve on his/her lot(s) was passed with 86% of the vote. 197 out of 230 approved. The By-laws Article 8.2 which includes Water & Sewer as a standing committee passed with an amazing approval of 95% of the votes. 221 votes out of 232 approved. The Covenants Article X, Section 11 which removes the reference to a park TV system passed with an approval of 82% of the vote. 189 out of 230 approved. The Covenants Article X, Section 2 (b) removing requiring holding tanks passed with an astounding approval of 96% of the votes.

Owner Updates:

Joe and Val Cuce now also own lot 281.

Gregory & Cheryl Ann Gore, of 12580 Simmond Road, Hampton, Georgia 30228-2611 now own lot 130.

Robert Fuda, lot 16, has the new winter address of 1 Brentwood Lane, Englewood, FL 34223.

Jeannine Fontaine now also owns lot 215.

Mike Greenway & Sandy Benze, of 708 Austin Wood Court, Greer, SC 29650, now own lot 201.

As we enter the offseason, please keep in mind that I need to know of any address changes to your winter address. The next mailing will be April 2019 and I wouldn't want you to miss any of the excitement of the new season!! Have a fun-filled, safe winter and I'll see you next year.



WORK CAMPER NEWS:

Hi all! Well, as you know the end is coming. We had a great time visiting with y'all. Have a great trip where ever you go. We will see you next season!

We hope you have enjoyed what Carole and I have done with your Paradise. Painted, weeded, kept the grass green, bushes trimmed, and a whole lot more...LOL.

Come visit us in our new motor home and now you can even sit on a couch, not on the edge of the bed! Roger, Carole and Angel too!



TREASURER:

The final month of our "normal" PVC season has arrived. I hope many of you are able to stay for this beautiful month of fall color and cooler weather. We have had a very busy and productive season this year, and we are ending the season with everything in tip top shape! This includes our financial situation. The finance committee has met and has established a new operating budget for the next fiscal year. Fortunately, we are not recommending an increase maintenance fees for fiscal 2019-2020. Since the owners have approved some capital expenditures from our reserves, an increase may be needed in future years to replenish the reserve funds. This will be addressed in future season (s).



This leads me to an ongoing request...PLEASE consider volunteering for service on the financial committee. Not much time is required of you, the major activity being developing the annual operating budget. Actually, all committees welcome your help with open arms, so please think about where your interests lie, and volunteer! By the way, committee participation can be a great way to learn more about the “inner workings” of PVC and is a good spring board for serving on the Board of Directors.

In close, thanks to each and all for a great season full of fun and safe events and get-togethers. See you next year!



ACTIVITIES COMMITTEE:

First of all, something which is long overdue, I want to thank Rosie and Rick Gass for donating a beautiful toaster oven and microwave to our PVC kitchen. The microwave really works out great when we make popcorn on movie night!


Poker Run was the best ever. Having 46 entries and all monies collected were distributed as follows:

The first place winner was...




Dean Homan bringing in a whopping \$125.00

Lynn Harris came in second place winning \$65.



Bobbi Harden bringing home the money in third place with \$25.



And Shannon Garrison finished up with \$15.00 in her pocket.

Congratulations to all!

Since this is the last Pipeline of 2018, let's review the upcoming events...

October 2nd - 10a.m. Activities Meeting. Please everyone try to attend and bring new ideas that we may use in the coming year.

October 6th - 7 p.m. Karaoke. One of the best events ever. It is a BYOB and a snack to share. Great time!

October 12th - 7:30 p.m. Movie Night Brought to you by Bruce & Terri. This month they will be featuring “Young Frankenstein”. Wear a Halloween mask, make up or something scary or funny!

October 13th - 9 a.m. Coffee & fritters
10 a.m. Last Board Meeting
“Please Attend”

5 p.m. Chile & Wing Cookoff

Judging will take place and then following will be another PVC potluck with drinks supplied. So, plan on bringing a dish to compliment our Chile and wing cookoff!

October 17th - 5 p.m. El Campesino Mexican Restaurant. Get together with the group for a enjoyable evening.

October 20th - 6 p.m. Halloween Progressive Golf Cart Parade & Party. Dress in your favorite costume, decorate your golf cart, yard, etc. and come out for a good time.

There will be 4 stops starting at...

- 6 pm 1st stop Terri & Bruce Lot 199

- 7 pm 2nd stop Carole Winter Lot 149 Assisted by
Lynn, Brian & Teresa

- 8 pm 3rd stop Cindy & Bill Lot 183

- 9 pm 4th stop Sharon & Bill Lot 290

Each stop will have Hors d'oeuvre's with virgin & adult drinks (or bring your own). The last stop will have desserts & coffee.

October 22nd - 3 p.m. Arts and Crafts directed by Terri Darias. This months project will be “Mason Jar Lanterns”. More details will be posted on the website calendar and on the boards in the near future.

October 26th - 6 p.m. Root Beer floats
6:45 p.m. Bingo (Great Fun)



Activities - continued

October 27th - 9:30 a.m. Wendell's Breakfast

At this time I would like to thank Alide Matthews past activates chairman, for all she did. I could not have done it without your records and your advise. Thank you!

Last but not least I would like to wish you all a safe trip wherever you are heading. See you back in spring! XO.

Kathy Gibson



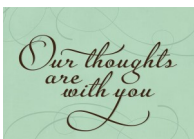
FROM THE SUNSHINE COMMITTEE:

Get well wishes go out to...



Darrell Williams
June Brangham

The greatest healing therapy is friendship and love
~ Hubert Humphrey ~



Sympathy were sent out to the following people for the loss of their loved ones:

Jan Thomas passing of her Brother-in -Law
Steve Burnett passing of his Mother
Deborah Hamm passing of her Father

Gone, but not forgotten



Sympathy go out to Lanell & John
Coons in the loss of their dog Bridgette



5

Best Places to Experience North Georgia's Fall Colors... Believe it or not, living in north Georgia gives you ready access to a dazzling display of fall colors. Better

yet, due to the varied elevations of the Blue Ridge Mountains, you can experience one of the longest-running fall foliage seasons in the world. The leaves begin to change in the higher elevations in early October then work their way to the lower elevations by early November. So get yourself into leaf-peeper mode and check out these best places to see the pretty trees:

[Cloudland Canyon State Park](#)

This state park has impressive 1000-foot canyons (yes, in Georgia!) and broad vistas full of deciduous trees. From the overlooks at the rim, you can take in all varied hues of the leaves changing throughout the canyons. At peak season, the long-range views are quite the site to behold

[Blue Ridge Scenic Railway – Fall Foliage Tour](#)

Rather than go out to see all the fall colors, let the fall colors come to you! Riding the Blue Ridge Scenic Railway is a fun and unique experience. Leave the driving to the conductor and relax in a railcar instead. You and your family can take in the sites on this beautiful, 26-mile round trip along the Toccoa River.


[Vogel State Park](#)

This favorite mountain spot is one not to miss. Not only does it have stunning colors in the fall, but it is also one Georgia's oldest state parks. As such, many of its charming facilities were built during the Depression era by the Civilian Conservation Corps (CCC). You can learn more about the fantastic work done by the CCC by visiting the small, on-site museum (open seasonally).

[Brasstown Bald](#)

If you didn't already know, at 4,784-feet, Brasstown Bald is Georgia's tallest mountain.

The viewing platform at the top provides stunning 360-degree views — and an excellent spot to see the gorgeous fall foliage. On a clear day, you'll be able to see all the way to North Carolina, South Carolina, and Tennessee.



LEAF WATCH 2018

[Red Top Mountain State Park](#)

This nearby park offers more than 15-miles of hiking trails, all of which provide excellent fall foliage views. Add in the fact that the park is located on 12,000-acre Lake Allatoona, and your fall foliage photos will likely have some excellent reflective qualities if you catch our drift. There's just something about the reflection of fall colors in a lake that makes it extra pretty.

If you're not sure when the leaves will hit their peak, you can keep track using [Georgia State Parks Leaf Watch](#). The site is often updated so you'll know the best time to head out. Even outside of the fall season, all the places mentioned above are worth a visit.



RECIPE OF THE MONTH



Quick Chicken Minestrone

Fresh, brightly colored vegetables add some welcome vibrancy to this comforting soup. Have fun with the noodle shape or use any small pasta you have on hand. If you'd like, sprinkle each serving with freshly ground black pepper for a finishing touch.

This quirky twist on the classic recipe is a perfect combination of the hearty vegetable minestrone soups of your childhood and comforting chicken noodle soup. We love the alphabet shape noodles, which encourage pint-sized palates to enjoy their dinner. Pair this soup recipe with a garlic bread for the best of cool weather flavor.

Ingredients

- 1 tablespoon olive oil
 - 1 cup diced yellow onion
 - 1 cup diagonally sliced carrot
 - 1 tablespoon minced garlic
 - 2 teaspoons unsalted tomato paste
 - 4 cups unsalted chicken stock (such as Swanson)
 - 1 cup water
 - 5/8 teaspoon kosher salt
 - 5 ounces uncooked alphabet or ditalini pasta (about 1 cup)
 - 1 cup diagonally sliced sugar snap peas
 - 1/4 cup chopped fresh tomato
- 6 ounces skinless, boneless rotisserie chicken breast shredded (about 1 1/2 cups)

Nutritional Information: calories 297, Fat 5.5g, Sat fat 1g, Mono fat 3.1g, Poly fat 0.6g, Protein 24g, Carbohydrate 38g, Fiber 4g, Cholesterol 38mg, Iron 3mg, Sodium 610mg, Calcium 72mg, Sugars 8g, Est. added sugars 1g

How to Make It:

Heat a large Dutch oven over medium-high. Add oil to pan; swirl to coat. Add onion and carrot; sauté 4 minutes. Add garlic and tomato paste; cook 2 minutes, stirring occasionally. Add stock, 1 cup water, and salt; bring to a boil. Add pasta to pan; cook 5 minutes. Add snap peas, tomato, and chicken to pan; cook 3 minutes or until pasta is done. Get creative and add some of your favorite veggies like green or yellow squash, spinach, kale, bell pepper or for a little spice jalapeno. Yield Serves 4 (serving size: about 1 3/4 cups) ENJOY!!

Follow it up with a...



Dark Cherry Bundt Cake

From the Eating Well Kitchen...

Cherries and almond extract pair beautifully in this delectable cake. Yogurt adds subtle flavor and helps keep the cake moist. Recipe by Nancy Baggett for Eating Well.

Ingredients

- Cherry filling
- 1/4 cup sugar
- 1 1/2 teaspoons cornstarch
- 3 cups fresh or frozen (thawed; see Tip) dark sweet cherries, pitted and coarsely chopped
- 2 tablespoons kirsch, (see Note) or orange juice
- 1 teaspoon freshly grated lemon zest
- 1/4 teaspoon almond extract

Cake

- 1 2/3 cups cake flour
- 1 cup whole-wheat pastry flour
- 2 1/2 teaspoons baking powder
- 1/2 teaspoon baking soda
- 1/2 teaspoon salt
- 1 cup sugar
- 3 tablespoons butter, slightly softened
- 3 tablespoons canola oil
- 1 1/4 cups nonfat vanilla, or lemon yogurt
- 2 large eggs
- 1/2 teaspoons vanilla extract
- 1 teaspoon almond extract
- 2 teaspoons confectioners' sugar, for garnish



RECIPE continued

Preparation:

Active 45 m, Ready In 3 h

Preheat oven to 350°F. Very generously coat a 10-inch Bundt or tube pan with cooking spray. Dust the pan with flour, tapping out the excess.

2. To prepare cherry filling: Combine sugar and cornstarch in a medium nonreactive saucepan (see Note). Stir in cherries, kirsch (or orange juice), lemon zest and almond extract. Bring to a boil over medium-high heat and cook, stirring occasionally, until the mixture looks like very thick jam and has reduced to about 1 cup, 5 to 7 minutes.

3. To prepare cake: Sift cake flour, whole-wheat flour, baking powder, baking soda and salt into a medium bowl. Beat sugar, butter and oil in a large bowl with an electric mixer on low, then medium speed, until very light and fluffy, about 1½ minutes, scraping the sides as needed. Add half the yogurt and beat until very smooth. With the mixer on low speed, beat in half the dry ingredients until incorporated. Beat in the remaining yogurt, eggs, vanilla and almond extract until combined, scraping the sides as needed. Stir in the remaining dry ingredients just until incorporated.

4. Spoon a generous half of the batter into the prepared pan, spreading to the edges. Spoon the cherry mixture over the batter. Top with the remaining batter. Grease a butter knife and swirl it vertically through the batter and cherries.

5. Bake the cake until a toothpick inserted in the thickest part comes out with no crumbs clinging to it and the top springs back when lightly pressed, 50 to 65 minutes. (Dark-colored metal pans usually bake cakes faster than light-colored or shiny metal pans.) Transfer the pan to a wire rack and let stand until the cake is completely cooled, about 1½ hours. Very carefully run a knife around the edges and center tube to loosen the cake from sides and bottom. Rap the pan sharply against the counter several times to loosen completely. Invert the pan onto a serving plate and slide the cake out. Dust the top with confectioners' sugar before serving.

- Equipment: 10-inch Bundt pan or tube pan with removable bottom
- Tip: Be sure to measure frozen cherries while still frozen, then thaw. (Drain juice before using.)

- Serving size: 1 slice, Per serving: 313 calories; 8 g fat(2 g sat); 2 g fiber; 56 g carbohydrates; 5 g protein; 63 mcg folate; 39 mg cholesterol; 31 g sugars; 165 IU vitamin A; 4 mg vitamin C; 80 mg calcium; 2 mg iron; 294 mg sodium; 183 mg potassium, Carbohydrate Servings: 3½, Exchanges: 1½ starch, 2 other carb, 1½ fat



In closing, I would like to thank all that have contributed to this and past "Pipeline's". Board members, members of the park, friends and volunteers. I could not have done it without your help!

Have a safe and warm winter. See you all in the spring.

Susan Riff





On the following pages is a list of GENERAL PARK INFORMATION.

The decision was made to post these every month for everyone's easy reference. So keep them on your refrigerator for future reference.

General Park Information



911 EMERGENCY CALLS: When calling 911 from a cell phone, you must specify **White County!** If you don't, you could lose much-needed time as your call will go to Lumpkin or Habersham County, and they transfer your information to White County. Be safe and remember, White County! When at the pool or pavilion, please note there is a phone outside the laundry room door for emergency use.

B “B”, “1” or “2” POSTED ON THE GATE: WATER CODES: The number “1” represents side one in the park. This encompasses lots 1 thru 194, which are all on the entrance side of the park. The number “2” represents side two of the park. Which encompasses lots 195 thru 290, which are all the lots over the bridge. The letter “B” represents a Boil Notice for drinking water is in effect. This means, if a “B” with a number is posted on the gate, the lots affected must boil their water prior to use. Notices are posted by the mailboxes, bridge board, laundry room and the breezeway. Also, an e-Blast with information is sent out to all residents who are registered on the PVCOA.com website. See PVCOA website.

Board Members are volunteers who devote their time and effort to keeping PVC what it is. Please call ahead if you need assistance. Their numbers are on the website and in the Welcome books. They're here to enjoy Paradise also!



CLICKERS: Front gate remotes are sold to lot owners. See the treasurer or send an email to pvcoa2012@yahoo.com to obtain one.



Please remember to turn off the lights in the pavilion, rest rooms, and laundry and to close down the umbrellas at the pool and put them in the ladies' and men's room. This will extend their life for future years. Straighten chairs in the pavilion, breezeway, pool. Treat the park like you would your own home, because it is! Remember the expenses incurred to repair, replace or fix these issues come from your pocket.

CONSTRUCTION/LOT IMPROVEMENT:

Before starting a project on a lot, check with the architectural committee to see if a permit is needed. This includes



painting, awnings, adding a shed, decks, etc.

CREEK CARE: Georgia DNR (Department of Natural Resources)



prohibits any and all changes made to the creeks and streams. Trees or vegetation cannot be removed from the side of the creek. This means that moving rocks or natural vegetation and dumping debris of any kind into the waterways are illegal. Please be aware the county has issued fines for these violations in the past.

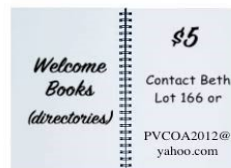
DELIVERIES: UPS and FedEx deliver packages



to the sales office - the building on the right side at the entrance (with the mailbox in front). So check for your delivery periodically. USPS delivers packages to the mailboxes of owners who rent them.

DIRECTORIES


are for sale for \$5.00. See the secretary or send an email to pvcoa2012@yahoo.com to obtain one.





GENERAL PARK INFORMATION

Continued



DONATIONS: The numerous books, games and tapes that surround the walls in the laundry have been generously donated by you, the members of PVC. They are here for you to borrow and return in good condition. Please feel free to donate the above items for others to enjoy throughout the years! No magazines, please.



GARBAGE/TRASH: Only household garbage may be taken to the dumpsters by the mailboxes. All boxes must be flattened to save space. Be mindful of trash bags placed on top of your car for drop-off when leaving. Forgotten, they fall off over the park roads or on Paradise Valley Road. All other items are to be put in the **roll-off** by lot 261. Instead, reusable items may be taken to the Community Thrift Store, located on 115 in Cleveland (706-865-0574). Some profits are donated to local charities. PLEASE... do not leave items outside the roll-off. Can't get your item into the roll-off? Ask for help! Alternatively, White County **Recycling** on Hulsey Road accepts paper, corrugated cardboard, aluminum cans and foil, plastics with a 1 or a 2 recycle label and tin cans. Open M&W 9-5, Sat 8-4. Put the right trash in the right place for the good of our park.



GATE PROTOCOL: DO NOT let anyone through the gate you don't know!! It's for everyone's safety!! Check as you enter that the gate goes down behind you so strangers don't roam around our park.



GOLF CARTS: Golf carts are to be operated only by a licensed driver 16 years of age or older. Golf carts need to display the owner's lot number. When driven after dark, they must have headlights and either tail lights or rear reflectors.



ICE, SODA & WATER: are available at the pavilion. Ice is for sale for \$2.00 per bag. The cash box is located to the left above the freezer...it is an honor system!!

Soda & water are available for a donation and are located in the small refrigerator on the left when entering the pavilion. Also the honor system.



LAUNDRY ROOM: Be timely removing clothes from washers and dryers. Be respectful of others' laundry. Place it on the table if you absolutely must use the machine. Clean all filters after use. Be neat and tidy. Put large empty detergent containers outside the door in the garbage bin.



MAILBOXES are available to rent on a first-come, first-served basis. They do not come with the lot purchased.

For availability of a PVC mailbox, see the treasurer. If you do not have a mailbox, your mail cannot be left at the PVC mailbox area. Arrangements must be made with the Cleveland post office to manage the handling of your mail.



MOTORCYCLES are not allowed to ride around the park like a golf cart. They are only allowed egress and ingress to the owner's lot. Please comply with this rule.



NAME TAGS are for sale for \$10.00 See Beth Wolfe, lot 166, or email her at eawolfe726@gmail.com to obtain one.

PETS: Those of us who have them know only too well how special they are to us. But PLEASE be Considerate to all!

No pets are allowed in the pool area or the pavilion. Be sure to carry plastic bags when walking your dog to clean up after them. No dog enclosures, whether temporary or permanent, are allowed to be put up in the park.





GENERAL PARK INFORMATION continued



POOL: The outdoor shower at the pool is to be used for washing off suntan lotion and perspiration prior to entering the pool, NOT to cleanse your body. The safety rope across the pool is a Georgia State regulation and is NOT to be played on or removed. The pool closes at dusk. Please follow the posted rules and risks.



PVCOA website: Owners should register by going to PVCOA.com, go to "Info/Log in" and then click "register". Fill out the form to apply. You can then get the "Pipeline" in living color, receive water & emergency notices via email, get governing docs, and the calendar of events. Also the park's financials, meeting minutes, pictures & so much more are posted there.



QUIET TIME: Quiet time is 11 p.m. to 8 a.m. Using motorized equipment or any loud noises is prohibited between these hours.

RIGHT-OF-WAY: Motor vehicles and RVs have the RIGHT-OF-WAY over golf carts. It's much easier for a golf cart to move off the narrow roads than a larger vehicle! Pull to the side to let the cars and RVs pass.



SEPTIC: Please be very mindful of what you put into the septic system. It is important that you remember not to pour grease or drain cleaner down your drains. No sanitary products or wipes in the toilets. This has caused MAJOR problems in the past that resulted in expensive repairs for which the individual lot owner will be responsible.

SPEED LIMIT is 10 mph for cars, golf carts, bikes, etc. Please help keep everyone safe by adhering to it.



VOLUNTEERS: Please sign up in the breezeway with name, phone number and volunteer department.



WATER SHUT OFF: When leaving the campground for more than 48 hours, it is imperative to shut your water off at the **MAIN** valve in order to prevent damage to your property and to protect the overall water system in the campground.



WI FI SERVICE: Free wireless Internet access is available at the pavilion. The code and password are as follows:

**WI FI Network Code: Win_5d,
WI FI Password: z9huuksg**



WOOD: Split wood and mulch is available at the tractor shed across from the Wolfes' lot 166. It's free, but only take enough for your evening fire. Thank you to all those who worked so hard to supply us with all this.